

**Nordea 1 Global Small Cap F.BI EUR / LU1029328892 / A1XFN9 / Nordea Inv. Funds**

|   |                     |                         |                               |                     |
|---|---------------------|-------------------------|-------------------------------|---------------------|
| Last 02/21/2024 <sup>1</sup><br><b>155.93 EUR</b> | Region<br>Worldwide | Branch<br>Mixed Sectors | Type of yield<br>reinvestment | Type<br>Equity Fund |
|---|---------------------|-------------------------|-------------------------------|---------------------|



**Risk key figures**

|      |   |   |   |   |   |          |   |
|------|---|---|---|---|---|----------|---|
| SRR1 | 1 | 2 | 3 | 4 | 5 | <b>6</b> | 7 |
|------|---|---|---|---|---|----------|---|

|                            |                  |
|----------------------------|------------------|
| Mountain-View Funds Rating | EDA <sup>2</sup> |
|                            | -                |

**Yearly Performance**

|      |         |
|------|---------|
| 2023 | +13.75% |
| 2022 | -17.11% |
| 2021 | +25.50% |
| 2020 | +9.89%  |
| 2019 | +27.34% |

| Master data |  | Conditions |  | Other figures |  |
|-------------|--|------------|--|---------------|--|
|-------------|--|------------|--|---------------|--|

|                     |  |                                       |       |                           |               |
|---------------------|--|---------------------------------------|-------|---------------------------|---------------|
| Fund type           | Single fund  | Issue surcharge                       | 0.00% | Minimum investment        | EUR 75,000.00 |
| Category            | Equity   | Planned administr. fee                | 0.00% | Savings plan              | -             |
| Sub category        | Mixed Sectors  | Deposit fees                          | 0.00% | UCITS / OGAW              | Yes           |
| Fund domicile       | Luxembourg   | Redemption charge                     | 0.00% | Performance fee           | 0.00%         |
| Tranch volume       | (02/21/2024) USD 26,13 Mio.                                    | Ongoing charges                       | -     | Redeployment fee          | 0.00%         |
| Total volume        | (02/21/2024) USD 220,76 Mio.                                   | <b>Dividends</b>                      |       | <b>Investment company</b> |               |
| Launch date         | 3/11/2014  | Nordea Inv. Funds                     |       |                           |               |
| KESr report funds   | Yes  | 562, Rue de Neudorf, 2017, Luxembourg |       |                           |               |
| Business year start | 01.01.   | Luxembourg                            |       |                           |               |
| Sustainability type | -  | https://www.nordea.lu                 |       |                           |               |
| Fund manager        | Daniel L. Miller, CFA, Reid T. Galas, CFA, Karl M. Kyriss, CFA |                                       |       |                           |               |

| Performance      | 1M     | 6M      | YTD    | 1Y      | 2Y      | 3Y      | 5Y      | Since start |
|------------------|--------|---------|--------|---------|---------|---------|---------|-------------|
| Performance      | +5.42% | +12.00% | +3.47% | +9.81%  | +10.53% | +11.34% | +49.95% | +115.97%    |
| Performance p.a. | -      | -       | -      | +9.81%  | +5.14%  | +3.65%  | +8.43%  | +8.04%      |
| Sharpe ratio     | 7.20   | 1.80    | 2.04   | 0.48    | 0.08    | -0.02   | 0.27    | 0.27        |
| Volatility       | 11.95% | 11.89%  | 11.95% | 12.34%  | 14.87%  | 14.86%  | 16.72%  | 15.00%      |
| Worst month      | -      | -8.29%  | 0.88%  | -8.29%  | -8.29%  | -9.15%  | -16.44% | -16.44%     |
| Best month       | -      | 9.42%   | 9.42%  | 9.42%   | 10.35%  | 10.35%  | 12.26%  | 12.26%      |
| Maximum loss     | -1.47% | -11.79% | -3.12% | -12.75% | -15.40% | -23.44% | -34.69% | -           |
| Outperformance   | -      | -       | 3.59%  | +4.25%  | +21.16% | +17.14% | +12.55% | -           |

**Distribution permission**

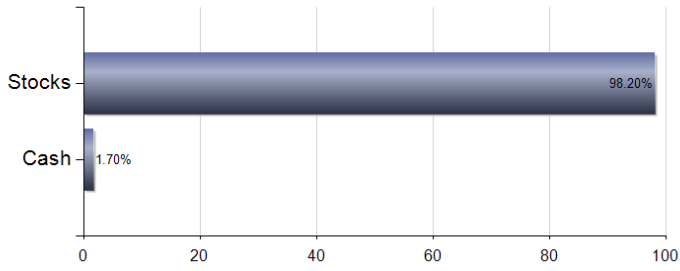
Austria, Germany, Switzerland, United Kingdom, Luxembourg

<sup>1</sup> Important note on update status: The displayed date refers exclusively to the calculation of the NAV.  
<sup>2</sup> Displays the Ethical-Dynamical Ratio calculated according to standard criteria. The maximum value is 100. For more information visit <http://www.mountain-view.com/MVD-Fonds-Rating.pdf>

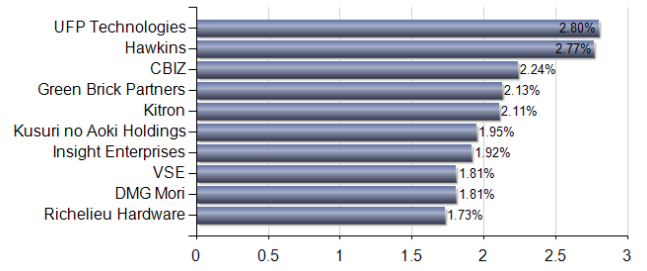
Nordea 1 Global Small Cap F.BI EUR / LU1029328892 / A1XFN9 / Nordea Inv. Funds

Assessment Structure

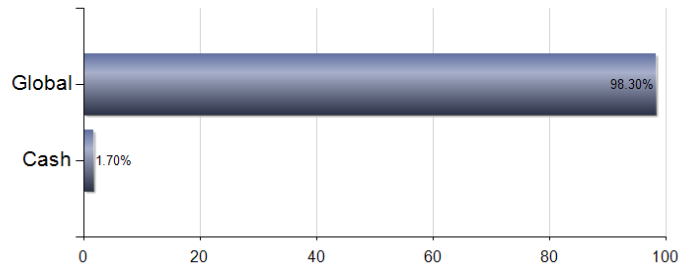
Assets



Largest positions



Countries



Branches

