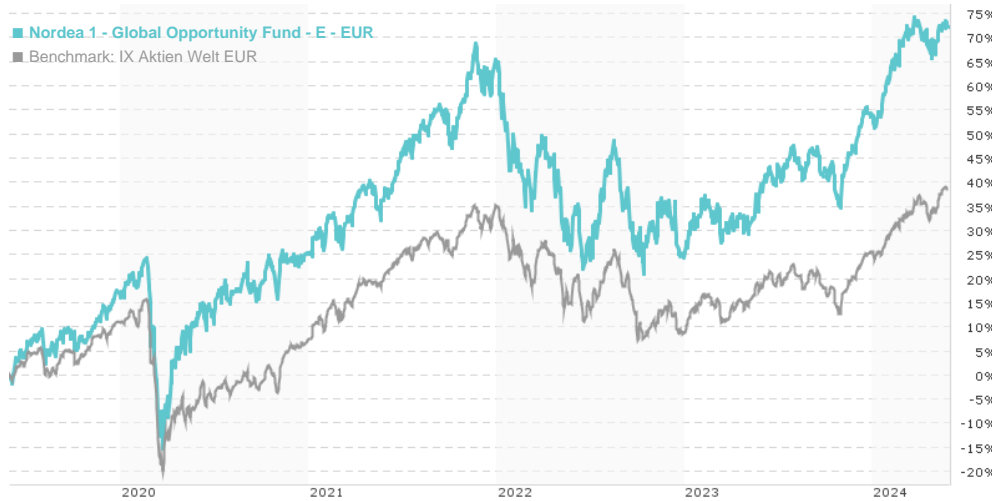


## Nordea 1 - Global Opportunity Fund - E - EUR / LU0975280040 / A1W73A / Nordea Inv. Funds

Last 05/28/2024 <sup>1</sup>	Region	Branch	Type of yield	Type
302.77 EUR	Worldwide	Mixed Sectors	reinvestment	Equity Fund



### Risk key figures

SRI 1 2 3 4 5 6 7

Mountain-View Funds Rating<sup>2</sup> EDA<sup>3</sup>

75

### Yearly Performance

2023	+24.17%
2022	-24.43%
2021	+31.41%
2020	+7.88%
2019	+38.42%

Master data		Conditions		Other figures	
Fund type	Single fund	Issue surcharge	0.00%	Minimum investment	UNT 0
Category	Equity	Planned administr. fee	0.00%	Savings plan	-
Sub category	Mixed Sectors	Deposit fees	0.00%	UCITS / OGAW	Yes
Fund domicile	Luxembourg	Redemption charge	0.00%	Performance fee	0.00%
Tranch volume	(05/28/2024) EUR 21.40 mill.	Ongoing charges	-	Redeployment fee	0.00%
Total volume	(05/28/2024) EUR 474.16 mill.	Dividends		Investment company	
Launch date	11/12/2013	Nordea Inv. Funds			
KESr report funds	No	562, Rue de Neudorf, 2017, Luxembourg			
Business year start	01.01.	Luxembourg			
Sustainability type	-	<a href="https://www.nordea.lu">https://www.nordea.lu</a>			
Fund manager	Eileen Riley, Lee Rosenbaum				

Performance	1M	6M	YTD	1Y	2Y	3Y	5Y	Since start
Performance	+1.56%	+17.71%	+11.41%	+23.26%	+29.05%	+24.02%	+69.98%	+202.80%
Performance p.a.	-	-	-	+23.33%	+13.64%	+7.43%	+11.18%	+11.08%
Sharpe ratio	1.80	3.16	2.29	1.68	0.56	0.20	0.39	0.43
Volatility	9.86%	11.12%	11.78%	11.69%	17.45%	18.33%	19.10%	16.98%
Worst month	-	-2.64%	-2.64%	-4.80%	-8.40%	-9.86%	-10.16%	-10.16%
Best month	-	8.52%	5.18%	8.52%	15.10%	15.10%	15.10%	15.10%
Maximum loss	-1.80%	-4.77%	-4.77%	-8.78%	-18.62%	-28.27%	-31.93%	-

### Distribution permission

Austria, Germany, Switzerland, United Kingdom, Luxembourg

<sup>1</sup> Important note on update status: The displayed date refers exclusively to the calculation of the NAV.

<sup>2</sup> The Mountain-View Data Fund Rating calculates a comparative ranking for funds using yield, volatility and trend data. For more information visit [MVD Funds Rating](#)

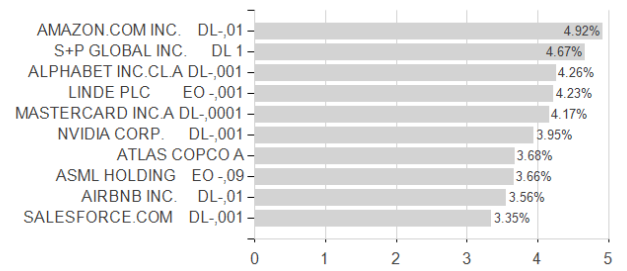
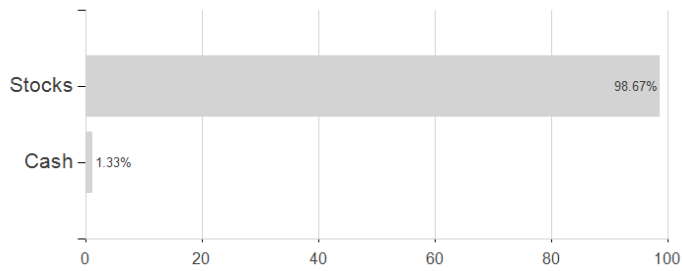
<sup>3</sup> Displays the Ethical-Dynamical Ratio calculated according to standard criteria. The maximum value is 100. For more information visit [EDA](#)

## Nordea 1 - Global Opportunity Fund - E - EUR / LU0975280040 / A1W73A / Nordea Inv. Funds

### Assessment Structure

#### Assets

#### Largest positions



#### Countries

#### Branches

#### Currencies

