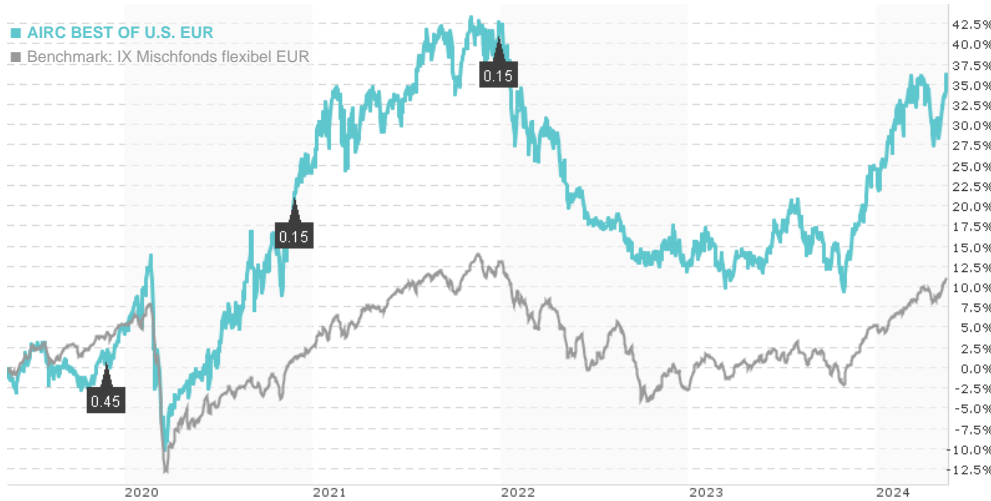


AIRC BEST OF U.S. EUR / DE000A1W2BV7 / A1W2BV / HANSAINVEST

Last 05/17/2024 ¹	Country	Branch	Type of yield	Type
169.09 EUR	United States of America	Mixed fund/flexible	paying dividend	Mixed Fund

■ AIRC BEST OF U.S. EUR

■ Benchmark: IX Mischfonds flexibel EUR



Risk key figures

SRI 1 2 3 4 5 6 7

Mountain-View Funds Rating²EDA³

▲ ▲ ▲ ▲ ▲ ▲

Yearly Performance

2023	+10.32%
2022	-20.57%
2021	+13.85%
2020	+19.19%
2019	+9.67%

Master data		Conditions		Other figures	
Fund type	Single fund	Issue surcharge	4.00%	Minimum investment	UNT 0
Category	Mixed Fund	Planned administr. fee	0.00%	Savings plan	Yes
Sub category	Mixed fund/flexible	Deposit fees	0.08%	UCITS / OGAW	Yes
Fund domicile	Germany	Redemption charge	0.00%	Performance fee	15.00%
Tranch volume	(05/17/2024) USD 7.39 mill.	Ongoing charges	-	Redeployment fee	0.00%
Total volume	(05/17/2024) USD 15.19 mill.	Dividends		Investment company	
Launch date	9/15/2014	27.12.2021	0.15 EUR	HANSAINVEST Kapstadtring 8, 22297, Hamburg Germany https://www.hansainvest.com	
KESr report funds	No	25.11.2020	0.15 EUR		
Business year start	01.10.	25.11.2019	0.45 EUR		
Sustainability type	-	09.11.2018	0.60 EUR		
Fund manager	Grohmann & Weinrauter VermögensManagement GmbH	02.01.2018	0.02 EUR		

Performance	1M	6M	YTD	1Y	2Y	3Y	5Y	Since start
Performance	+3.86%	+16.41%	+8.83%	+20.68%	+11.58%	+3.20%	+34.77%	+71.61%
Performance p.a.	-	-	-	+20.62%	+5.62%	+1.06%	+6.14%	+5.74%
Sharpe ratio	3.94	2.30	1.48	1.33	0.16	-0.22	0.16	0.15
Volatility	13.89%	13.93%	14.65%	12.64%	11.47%	12.55%	14.79%	12.98%
Worst month	-	-3.76%	-3.76%	-3.76%	-3.76%	-9.09%	-9.51%	-9.51%
Best month	-	7.39%	5.11%	7.39%	7.39%	7.39%	10.70%	10.70%
Maximum loss	-2.36%	-6.32%	-6.32%	-9.43%	-10.45%	-23.56%	-23.56%	-

Distribution permission

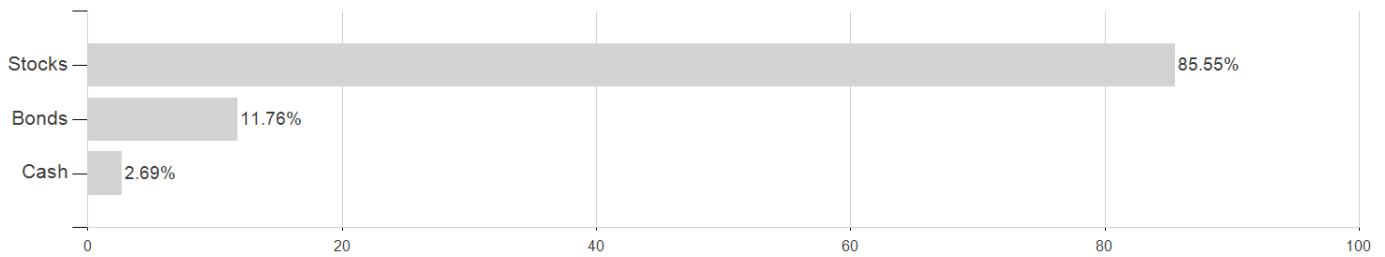
Germany

¹ Important note on update status: The displayed date refers exclusively to the calculation of the NAV.² The Mountain-View Data Fund Rating calculates a comparative ranking for funds using yield, volatility and trend data. For more information visit [MVD Funds Rating](#)³ Displays the Ethical-Dynamical Ratio calculated according to standard criteria. The maximum value is 100. For more information visit [EDA](#)

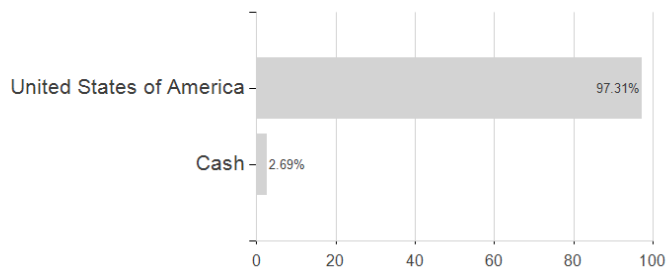
AIRC BEST OF U.S. EUR / DE000A1W2BV7 / A1W2BV / HANSAINVEST

Assessment Structure

Assets



Countries



Largest positions

