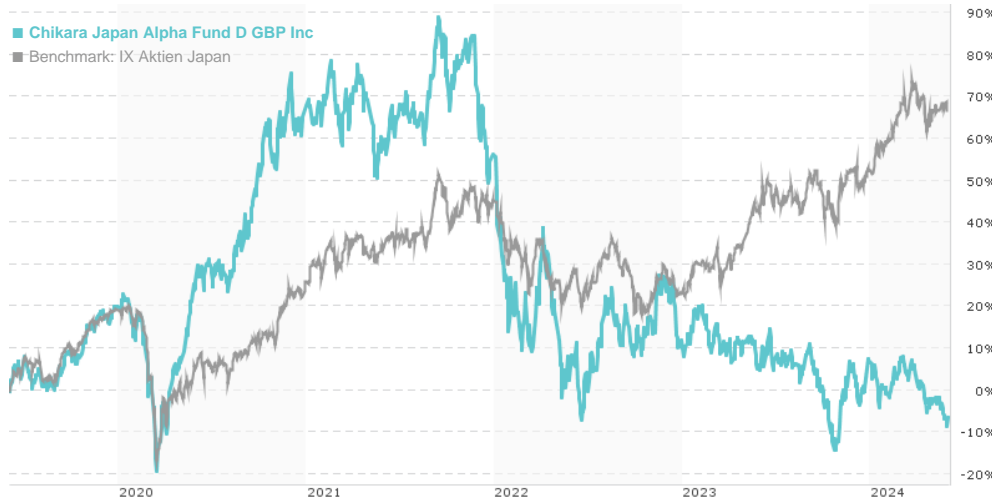


## Chikara Japan Alpha Fund D GBP Inc / IE00B3SCNT84 / A1JZW3 / COUPLAND CARD. AM

Last 05/31/2024 <sup>1</sup>	Country	Branch	Type of yield	Type
33.93 GBP	Japan	Mixed Sectors	paying dividend	Equity Fund



### Risk key figures

SRI 1 2 3 4 5 6 7

Mountain-View Funds Rating<sup>2</sup>

EDA<sup>3</sup>

▲ ▲ ▲ ▲ ▲ ▲

### Yearly Performance

2023	-4.14%
2022	-28.34%
2021	-6.99%
2020	+39.96%
2019	+37.28%

Master data		Conditions		Other figures	
Fund type	Single fund	Issue surcharge	0.00%	Minimum investment	GBP 100,000.00
Category	Equity	Planned administr. fee	0.00%	Savings plan	-
Sub category	Mixed Sectors	Deposit fees	0.02%	UCITS / OGAW	Yes
Fund domicile	Ireland	Redemption charge	0.00%	Performance fee	0.00%
Tranch volume	(05/31/2024) EUR 1.93 mill.	Ongoing charges	-	Redeployment fee	0.00%
Total volume	-	Dividends		Investment company	
Launch date	5/17/2011	COUPLAND CARD. AM			
KESr report funds	No	31-32 St. James’s Street, SW1A 1HD, London			
Business year start	01.12.	United Kingdom			
Sustainability type	-	<a href="https://www.couplandcardiff.com">https://www.couplandcardiff.com</a>			
Fund manager	Jonathan Dobson				

Performance	1M	6M	YTD	1Y	2Y	3Y	5Y	Since start
Performance	-4.74%	-11.39%	-12.96%	-11.89%	-12.73%	-41.41%	-10.24%	+50.18%
Performance p.a.	-	-	-	-11.86%	-6.57%	-16.31%	-2.14%	+4.43%
Sharpe ratio	-2.77	-1.14	-1.65	-0.63	-0.39	-0.69	-0.22	0.03
Volatility	17.09%	22.27%	19.89%	24.72%	26.34%	29.30%	27.13%	24.42%
Worst month	-	-6.77%	-6.77%	-12.77%	-12.77%	-23.80%	-23.80%	-23.80%
Best month	-	19.61%	6.00%	19.61%	19.61%	19.61%	19.61%	19.61%
Maximum loss	-7.10%	-15.45%	-15.45%	-25.24%	-32.76%	-54.63%	-54.63%	-

### Distribution permission

Germany, Switzerland

<sup>1</sup> Important note on update status: The displayed date refers exclusively to the calculation of the NAV.

<sup>2</sup> The Mountain-View Data Fund Rating calculates a comparative ranking for funds using yield, volatility and trend data. For more information visit [MVD Funds Rating](#)

<sup>3</sup> Displays the Ethical-Dynamical Ratio calculated according to standard criteria. The maximum value is 100. For more information visit [EDA](#)

## Chikara Japan Alpha Fund D GBP Inc / IE00B3SCNT84 / A1JZW3 / COUPLAND CARD. AM

### Investment strategy

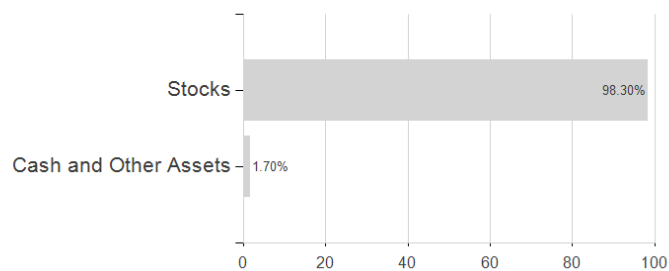
The Fund will not follow any particular sectoral focus or market capitalisation. The Investment Manager selects equities through research using fundamental, bottom-up stock selection techniques. The Fund is actively managed, which means that the Investment Manager has discretion over the composition of the Fund's portfolio, subject to the Fund's stated investment objective and policy. Accordingly, although the performance fee of the Class is calculated in reference to the Benchmark (as defined in the Prospectus), the Investment Manager will select the Fund's investments based entirely on its stock selection techniques, irrespective of whether such stocks are components of the Benchmark.

### Investment goal

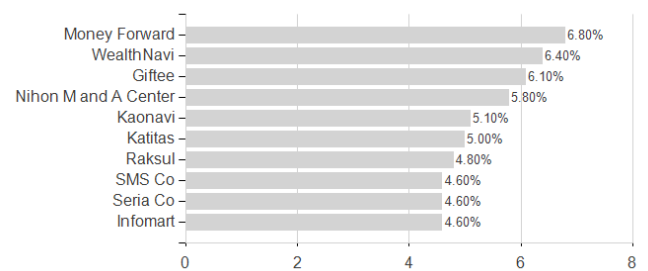
The Fund's objective is to generate income alongside capital gains. The investment objective will be achieved by investing primarily in a concentrated portfolio of equities of companies listed or traded on Recognised Exchanges in Japan which have their registered office or conduct a predominant part of their economic activity in Japan and are seen as undervalued with strong balance sheets and sound business franchises but also can offer a return to shareholders through either dividend yields or share buybacks.

### Assessment Structure

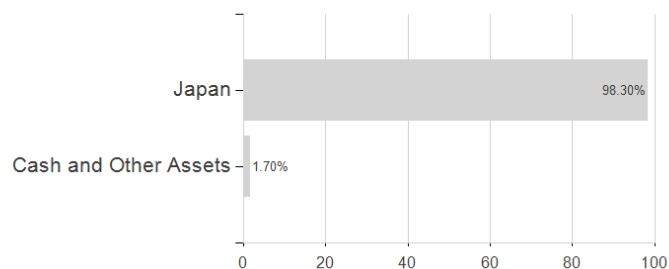
#### Assets



#### Largest positions



#### Countries



#### Branches

