

**AB SICAV I Conc.US Equity Pf.N USD / LU1011999593 / A2PNEC / AllianceBernstein LU**

Last 01/14/2021 <sup>1</sup> <b>35.13 USD</b>	Country United States of America	Branch Mixed Sectors	Type of yield reinvestment	Type Equity Fund
--	-------------------------------------	-------------------------	-------------------------------	---------------------



Risk key figures	
SRRI	1 2 3 4 5 <b>6</b> 7
FER fund risk	3.73
Mountain-View Funds Rating	EDA <sup>2</sup> 81
Yearly Performance	
2020	+19.01%
2019	+37.40%
2018	-0.23%
2017	+21.01%
2016	+5.81%

Master data		Conditions		Other figures	
Fund type	Single fund	Issue surcharge	3.00%	Minimum investment	2,000.00
Category	Equity	Planned administr. fee	0.00%	Savings plan	-
Sub category	Mixed Sectors	Deposit fees	0.50%	UCITS / OGAW	Yes
Fund domicile	Luxembourg	Redemption charge	-	Performance fee	0.00%
Tranch volume	(01/14/2021) USD 5,44 Mio.	Ongoing charges	(12/31/2019) 2.26%	Redeployment fee	0.00%
Total volume	(01/14/2021) USD 1.096,97 Mio.	<b>Dividends</b>		<b>Investment company</b>	
Launch date	12/23/2013	AllianceBernstein LU 2-4, rue Eugene Ruppert, 2453, Luxembourg Luxembourg https://www.alliancebernstein.com			
KESt report funds	No				
Business year start	01.06.				
Sustainability type	-				
Fund manager	James T. Tierney, Jr.				

Performance	1M	6M	YTD	1Y	2Y	3Y	5Y	Since start
Performance	+3.20%	+20.85%	-0.31%	+16.40%	+56.83%	+56.27%	+128.56%	+133.58%
Performance p.a.	-	-	-	+16.35%	+25.19%	+16.06%	+17.96%	+12.76%
Sharpe ratio	3.51	2.60	-0.43	0.47	0.95	0.68	0.91	0.71
Volatility	12.95%	17.77%	17.03%	36.23%	27.27%	24.57%	20.31%	18.87%
Worst month	-	-2.29%	-0.31%	-14.52%	-14.52%	-14.52%	-14.52%	-14.52%
Best month	-	11.30%	3.07%	15.50%	15.50%	15.50%	15.50%	15.50%
Maximum loss	-2.74%	-8.53%	-2.74%	-36.50%	-36.50%	-36.50%	-36.50%	-
Outperformance	-	-	11.91%	+13.28%	+23.80%	+35.68%	+39.56%	-

**Distribution permission**  
Austria, Germany, Switzerland, Netherlands, France, Belgium, Hong Kong, SAR of China, Italy, Norway, Singapore, Spain, Luxembourg, Sweden, Finland

<sup>1</sup> Important note on update status: The displayed date refers exclusively to the calculation of the NAV.

<sup>2</sup> Displays the Ethical-Dynamical Ratio calculated according to standard criteria. The maximum value is 100. For more information visit <http://www.mountain-view.com/MVD-Fonds-Rating.pdf>

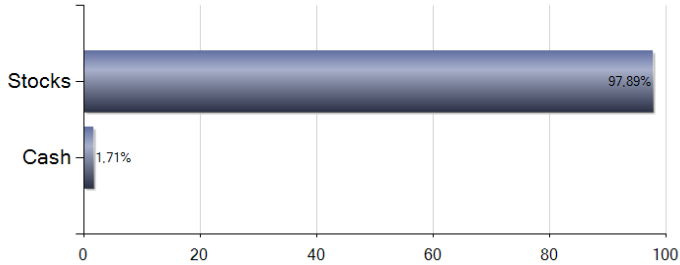
**AB SICAV I Conc.US Equity Pf.N USD / LU1011999593 / A2PNEC / AllianceBernstein LU**

**Investment goal**

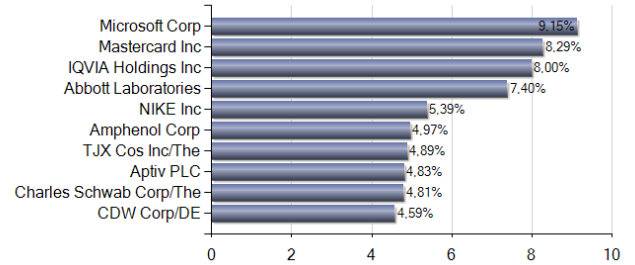
The Portfolio seeks long term growth of capital by investing in an actively-managed, concentrated portfolio consisting of equity, and/or other transferable securities considered by the Portfolio Manager to be very high quality and predictable U.S. growth companies. These companies are chosen for their specific growth and business characteristics, earnings development, financial position and experienced management.

**Assessment Structure**

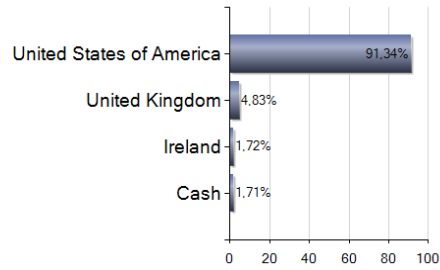
**Assets**



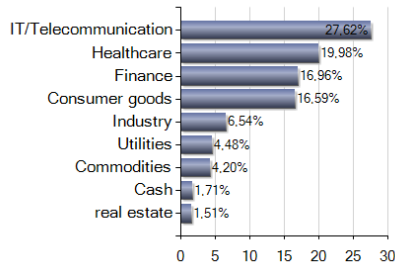
**Largest positions**



**Countries**



**Branches**



**Currencies**

