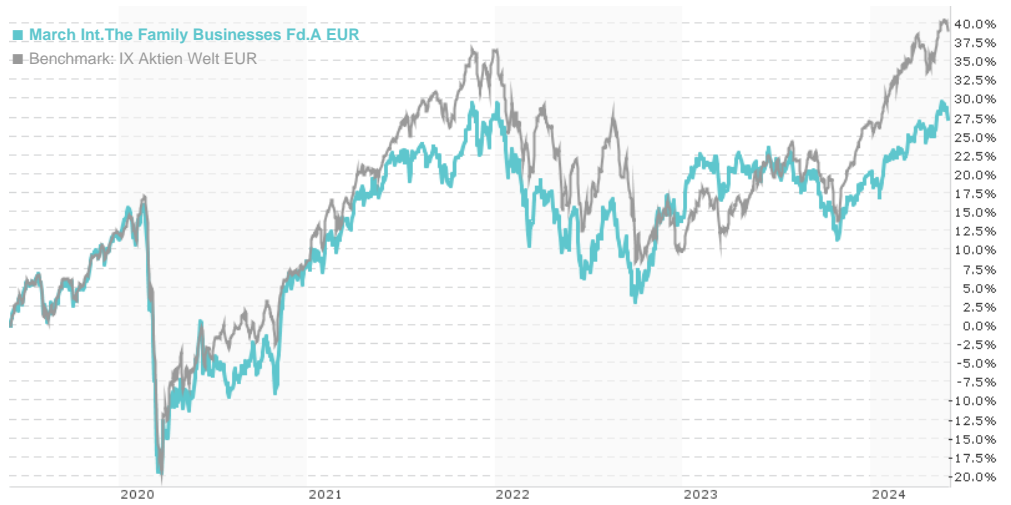








March Int.The Family Businesses Fd.A EUR / LU0701410861 / A1J9YT / FundRock M. Co.

Last 05/29/2024 ¹	Region	Branch	Type of yield	Type
19.18 EUR	Worldwide	Mixed Sectors	reinvestment	Equity Fund



Risk key figures							
SRI	1	2	3	4	5	6	7
Mountain-View Funds Rating ²							EDA ³
     							-
Yearly Performance							
2023							+5.13%
2022							-10.24%
2021							+17.84%
2020							-2.93%
2019							+22.12%

Master data		Conditions		Other figures	
Fund type	Single fund	Issue surcharge	0.00%	Minimum investment	UNT 0
Category	Equity	Planned administr. fee	0.00%	Savings plan	-
Sub category	Mixed Sectors	Deposit fees	0.02%	UCITS / OGAW	Yes
Fund domicile	Luxembourg	Redemption charge	0.00%	Performance fee	0.00%
Tranch volume	(05/29/2024) EUR 59.95 mill.	Ongoing charges	-	Redeployment fee	0.00%
Total volume	(05/29/2024) EUR 118.21 mill.	Dividends		Investment company	
Launch date	2/22/2012	FundRock M. Co.			
KES ^t report funds	No	33 Rue de Gasperich, L-5826, Hesperange			
Business year start	01.01.	Luxembourg			
Sustainability type	-	https://www.fundrock.com			
Fund manager	Francisco Javier Pérez Fernández				

Performance	1M	6M	YTD	1Y	2Y	3Y	5Y	Since start
Performance	+0.81%	+9.74%	+5.92%	+5.92%	+10.77%	+6.86%	+27.44%	+92.42%
Performance p.a.	-	-	-	+5.92%	+5.25%	+2.24%	+4.96%	+5.48%
Sharpe ratio	0.85	2.27	1.47	0.26	0.14	-0.13	0.08	0.14
Volatility	7.65%	7.41%	7.80%	8.38%	10.69%	11.54%	14.03%	12.08%
Worst month	-	-0.89%	-0.89%	-3.32%	-6.53%	-6.53%	-15.61%	-15.61%
Best month	-	3.52%	3.40%	3.52%	7.54%	7.54%	14.86%	14.86%
Maximum loss	-1.73%	-2.96%	-2.96%	-9.89%	-11.81%	-20.46%	-30.66%	-

Distribution permission
Austria, Germany, Luxembourg

1 Important note on update status: The displayed date refers exclusively to the calculation of the NAV.
2 The Mountain-View Data Fund Rating calculates a comparative ranking for funds using yield, volatility and trend data. For more information visit [MVD Funds Rating](#)
3 Displays the Ethical-Dynamical Ratio calculated according to standard criteria. The maximum value is 100. For more information visit [EDA](#)

March Int.The Family Businesses Fd.A EUR / LU0701410861 / A1J9YT / FundRock M. Co.

Investment strategy

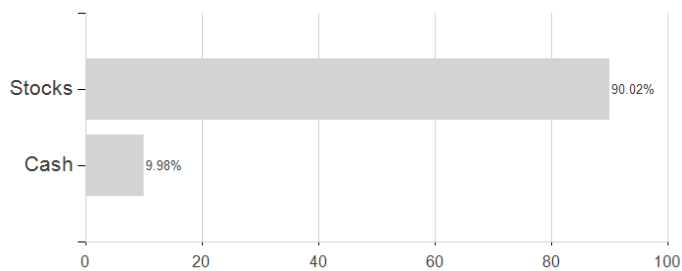
The Sub-Fund may invest in equities, and occasionally in American Depositary Receipts ("ADRs") and Global Depositary Receipts ("GDRs") which may not embed derivatives. The Sub-Fund may also hold ancillary liquid assets (i.e. bank deposits at sight, such as cash held in current accounts with a bank accessible at any time) up to 20% of its net assets for treasury purposes. The Sub-Fund will not invest more than 10% of its net assets in undertakings for collective investment. The Sub-Fund may use financial derivative instruments for hedging and/or for other purposes, including options, forwards, futures and/or swaps on Transferable Securities and/or other eligible assets as described in the prospectus.

Investment goal

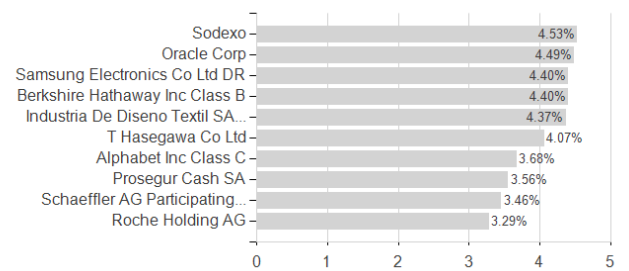
The Sub-Fund aims to seek long term capital appreciation by investing mainly in listed equity securities of companies that were initially set up by one or more families, in which one or more families still own a significant stake (i.e. at least 15%) or in which the management of one or more families are involved

Assessment Structure

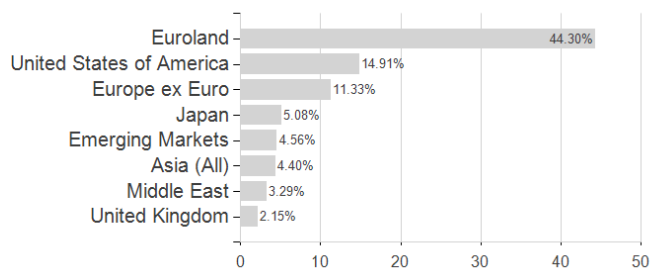
Assets



Largest positions



Countries



Branches

