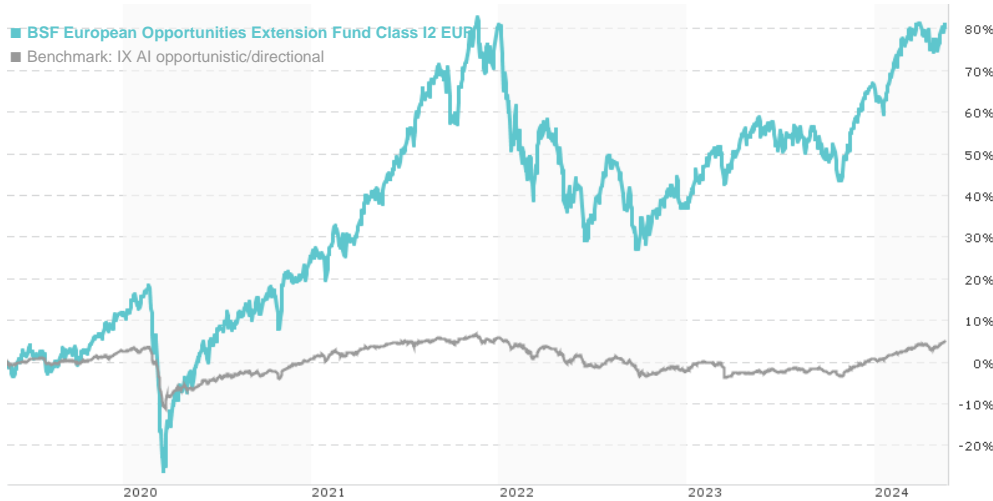


## BSF European Opportunities Extension Fund Class I2 EUR / LU1055043068 / A111AU / BlackRock (LU)

Last 05/17/2024 <sup>1</sup>	Region	Branch	Type of yield	Type
363.53 EUR	Europe	AI Hedgefonds Single Strategy	reinvestment	Alternative Investm.



## Risk key figures

SRI 1 2 3 4 5 6 7

Mountain-View Funds Rating<sup>2</sup>EDA<sup>3</sup>

## Yearly Performance

2023	+21.60%
2022	-24.02%
2021	+45.13%
2020	+11.70%
2019	+32.34%

Master data		Conditions		Other figures	
Fund type	Single fund	Issue surcharge	0.00%	Minimum investment	USD 10,000,000.00
Category	Alternative Investments	Planned administr. fee	0.00%	Savings plan	-
Sub category	AI Hedgefonds Single Strategy	Deposit fees	0.51%	UCITS / OGAW	Yes
Fund domicile	Luxembourg	Redemption charge	0.00%	Performance fee	20.00%
Tranch volume	-	Ongoing charges	-	Redeployment fee	0.00%
Total volume	(05/17/2024) EUR 717.35 mill.	Dividends		Investment company	
Launch date	4/9/2014			BlackRock (LU)	
KESr report funds	Yes			35a Avenue JF Kennedy, 1855, Luxembourg	
Business year start	01.06.			Luxembourg	
Sustainability type	-			https://www.blackrock.com	
Fund manager	Stephanie Bothwell, Christopher Sykes				

Performance	1M	6M	YTD	1Y	2Y	3Y	5Y	Since start
Performance	+2.15%	+15.75%	+8.24%	+15.12%	+27.03%	+28.94%	+81.10%	+263.53%
Performance p.a.	-	-	-	+15.07%	+12.69%	+8.83%	+12.60%	+13.61%
Sharpe ratio	2.03	2.85	1.70	0.92	0.60	0.29	0.46	0.57
Volatility	12.65%	10.68%	11.71%	12.31%	14.71%	17.27%	19.21%	17.19%
Worst month	-	-2.58%	-2.58%	-3.68%	-7.29%	-13.10%	-13.27%	-13.27%
Best month	-	9.50%	4.52%	9.50%	11.78%	11.78%	11.78%	11.78%
Maximum loss	-1.90%	-4.43%	-3.87%	-9.63%	-15.00%	-30.30%	-37.75%	-

## Distribution permission

Austria, Germany, Switzerland, Luxembourg

<sup>1</sup> Important note on update status: The displayed date refers exclusively to the calculation of the NAV.<sup>2</sup> The Mountain-View Data Fund Rating calculates a comparative ranking for funds using yield, volatility and trend data. For more information visit [MVD Funds Rating](#)<sup>3</sup> Displays the Ethical-Dynamical Ratio calculated according to standard criteria. The maximum value is 100. For more information visit [EDA](#)

DISCLAIMER: The information on this page are for informational purposes only and should neither an offer to sell nor a solicitation for the purchase of the security or recommendation in favor of the security to be understood. baha GmbH assumes no liability despite thorough searches for the accuracy of the data.

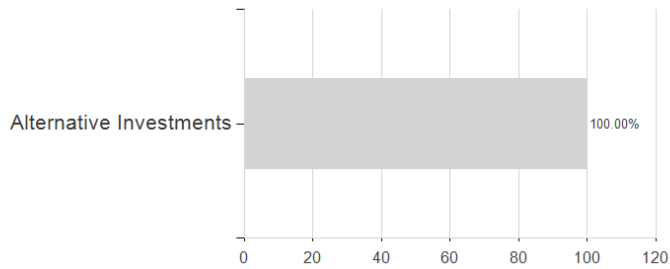
Funds data from: [www.mountain-view.com](http://www.mountain-view.com). Fact Sheet created by: [www.baha.com](http://www.baha.com)

Created: 05/21/2024

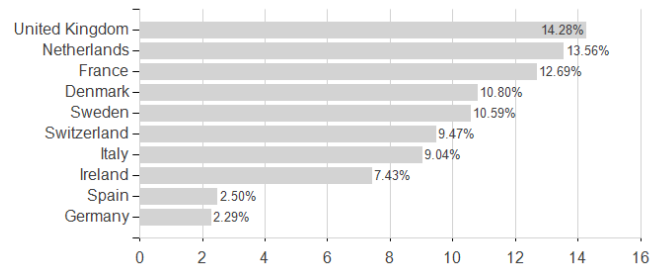
**BSF European Opportunities Extension Fund Class I2 EUR / LU1055043068 / A111AU / BlackRock (LU)**

Assessment Structure

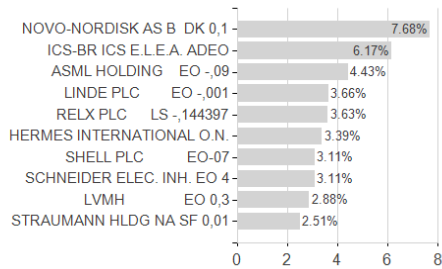
Assets



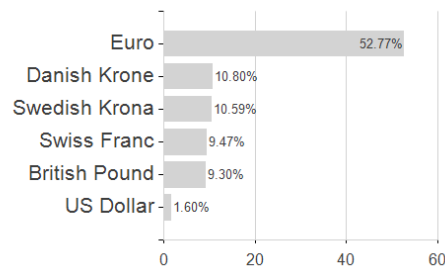
Countries



Largest positions



Currencies



Branches

