

VanEck J.Gold Miners UCITS ETF A / IE00BQQP9G91 / A12CCM / VanEck A.M.B.V.

Last 05/09/2024 ¹	Region	Branch	Type of yield	Type
37.95 USD	Worldwide	ETF Stocks	reinvestment	Alternative Investm.



Risk key figures

SRI 1 2 3 4 5 6 7

Mountain-View Funds Rating² EDA³

78

Yearly Performance

2023	+7.90%
2022	-14.65%
2021	-21.47%
2020	+29.95%
2019	+41.41%

Master data		Conditions		Other figures	
Fund type	Single fund	Issue surcharge	0.00%	Minimum investment	UNT 1
Category	Equity	Planned administr. fee	0.00%	Savings plan	-
Sub category	ETF Stocks	Deposit fees	0.00%	UCITS / OGAW	Yes
Fund domicile	Ireland	Redemption charge	0.00%	Performance fee	0.00%
Tranch volume	(05/09/2024) USD 428.87 mill.	Ongoing charges	-	Redeployment fee	0.00%
Total volume	(05/09/2024) USD 428.87 mill.	Dividends		Investment company	
Launch date	3/25/2015	VanEck A.M.B.V.			
KESr report funds	Yes	Strozzilaan 310, 1083 HN, Amsterdam			
Business year start	01.01.	Netherlands			
Sustainability type	-	www.vaneck.com			
Fund manager	-				

Performance	1M	6M	YTD	1Y	2Y	3Y	5Y	Since start
Performance	+1.28%	+29.87%	+13.44%	+4.09%	+12.64%	-13.06%	+59.33%	+94.73%
Performance p.a.	-	-	-	+4.07%	+6.12%	-4.56%	+9.75%	+7.57%
Sharpe ratio	0.46	2.33	1.40	0.01	0.07	-0.27	0.16	0.11
Volatility	28.25%	28.10%	28.15%	27.39%	32.28%	31.30%	36.15%	35.57%
Worst month	-	-10.68%	-10.68%	-10.68%	-18.72%	-18.72%	-22.52%	-22.52%
Best month	-	21.33%	21.33%	21.33%	21.33%	21.33%	42.66%	42.66%
Maximum loss	-5.01%	-20.70%	-17.01%	-26.62%	-36.63%	-51.51%	-57.64%	-

Distribution permission

Austria, Germany, Switzerland

¹ Important note on update status: The displayed date refers exclusively to the calculation of the NAV.

² The Mountain-View Data Fund Rating calculates a comparative ranking for funds using yield, volatility and trend data. For more information visit [MVD Funds Rating](#)

³ Displays the Ethical-Dynamical Ratio calculated according to standard criteria. The maximum value is 100. For more information visit [EDA](#)

VanEck J.Gold Miners UCITS ETF A / IE00BQQP9G91 / A12CCM / VanEck A.M.B.V.

Investment strategy

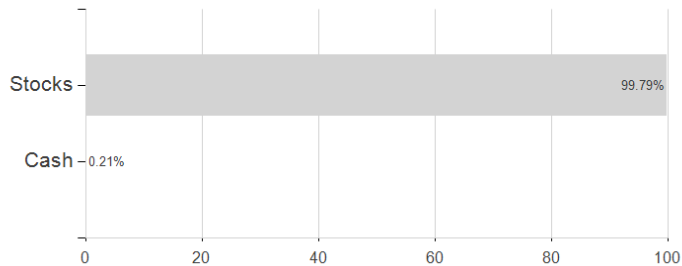
Market Vectors Global Junior Gold Miners Index, a pure-play, global index that combines blue-chip and benchmark characteristics, is especially designed to underlie ETFs. The index tracks the performance of the most liquid junior companies in the global gold and silver mining industry that generate or intend to generate at least 50% of their revenues from this sector. The index is reviewed quarterly based on a strictly rules-based methodology which applies most stringent size and liquidity requirements.

Investment goal

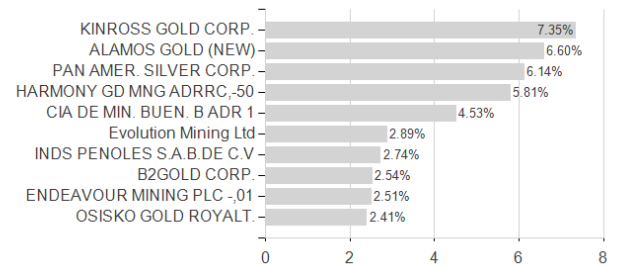
Market Vectors Junior Gold Miners UCITS ETF (GDXJ) is a UCITS compliant exchange-traded fund (ETF) that invests in a portfolio of equity securities. The ETF aims to provide investment returns that closely track the performance of the Market Vectors Global Junior Gold Miners Index (MVGDXJTR).

Assessment Structure

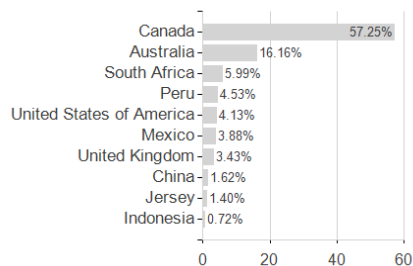
Assets



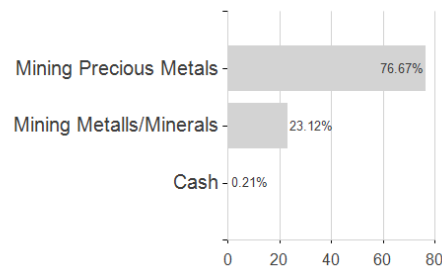
Largest positions



Countries



Branches



Currencies

