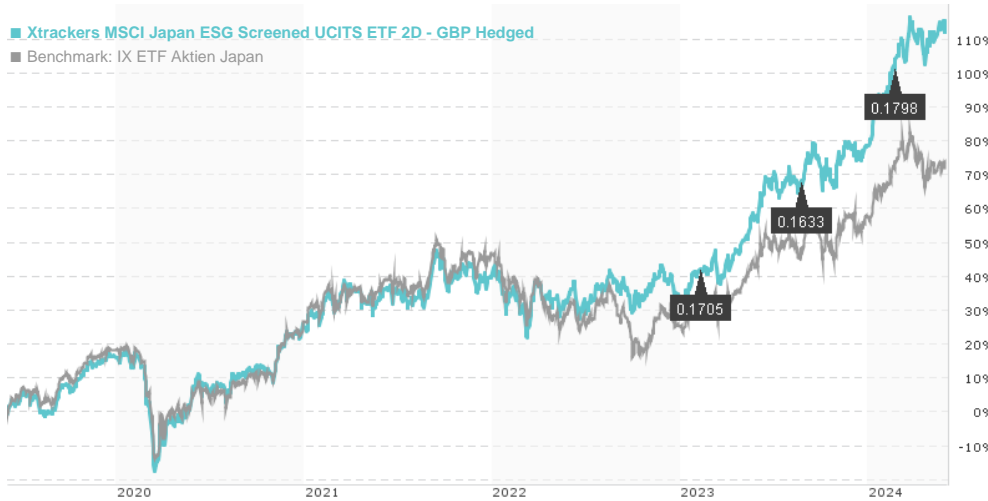


Xtrackers MSCI Japan ESG Screened UCITS ETF 2D - GBP Hedged / IE00BPVLQF37 / A119J3 / DWS Investment SA

Last 05/30/2024 ¹	Country	Branch	Type of yield	Type
26.19 GBP	Japan	ETF Stocks	paying dividend	Alternative Investm.

■ Xtrackers MSCI Japan ESG Screened UCITS ETF 2D - GBP Hedged
■ Benchmark: IX ETF Aktien Japan



Risk key figures

SRI 1 2 3 4 5 6 7

Mountain-View Funds Rating² EDA³

▲▲▲▲▲▲

77

Yearly Performance

2023	+33.38%
2022	-4.23%
2021	+11.83%
2020	+7.62%
2019	+18.48%

Master data		Conditions		Other figures	
Fund type	Single fund	Issue surcharge	0.00%	Minimum investment	UNT 1
Category	Equity	Planned administr. fee	0.00%	Savings plan	-
Sub category	ETF Stocks	Deposit fees	0.00%	UCITS / OGAW	Yes
Fund domicile	Ireland	Redemption charge	0.00%	Performance fee	0.00%
Tranch volume	(05/30/2024) JPY 14.74 mill.	Ongoing charges	-	Redeployment fee	0.00%
Total volume	(04/30/2024) JPY 393.00 mill.	Dividends		Investment company	
Launch date	3/31/2015	21.02.2024	0.18 GBP	DWS Investment SA Mainzer Landstraße 11-17, 60329, Frankfurt am Main Germany https://www.dws.de	
KESr report funds	Yes	23.08.2023	0.16 GBP		
Business year start	01.01.	08.02.2023	0.17 GBP		
Sustainability type	Ethics/ecology	10.08.2022	0.17 GBP		
Fund manager	-	27.04.2022	0.26 GBP		

Performance	1M	6M	YTD	1Y	2Y	3Y	5Y	Since start
Performance	-0.09%	+18.90%	+18.82%	+34.22%	+56.74%	+58.14%	+107.95%	+96.35%
Performance p.a.	-	-	-	+34.11%	+25.16%	+16.52%	+15.75%	+7.91%
Sharpe ratio	-0.41	2.64	3.42	2.08	1.46	0.82	0.71	0.23
Volatility	11.95%	14.36%	14.26%	14.62%	14.66%	15.61%	16.86%	18.10%
Worst month	-	-0.42%	-0.42%	-2.59%	-6.36%	-6.36%	-10.07%	-11.12%
Best month	-	8.62%	8.62%	8.62%	8.62%	8.62%	12.05%	12.05%
Maximum loss	-1.61%	-6.31%	-6.31%	-7.73%	-8.77%	-17.27%	-30.05%	-

Distribution permission

Austria, Germany

¹ Important note on update status: The displayed date refers exclusively to the calculation of the NAV.

² The Mountain-View Data Fund Rating calculates a comparative ranking for funds using yield, volatility and trend data. For more information visit [MVD Funds Rating](#)

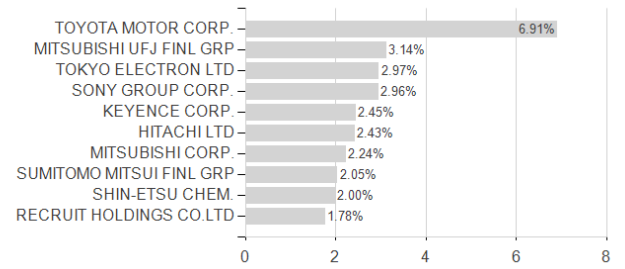
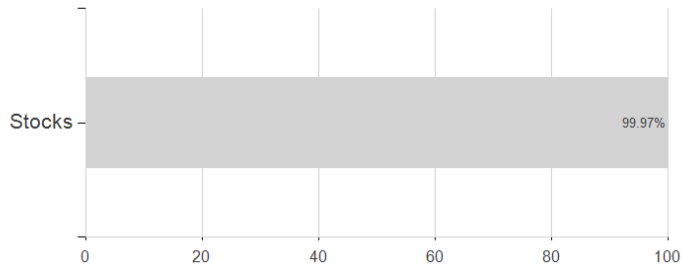
³ Displays the Ethical-Dynamical Ratio calculated according to standard criteria. The maximum value is 100. For more information visit [EDA](#)

Xtrackers MSCI Japan ESG Screened UCITS ETF 2D - GBP Hedged / IE00BPVLQF37 / A119J3 / DWS Investment SA

Assessment Structure

Assets

Largest positions



Countries

Branches

Currencies

