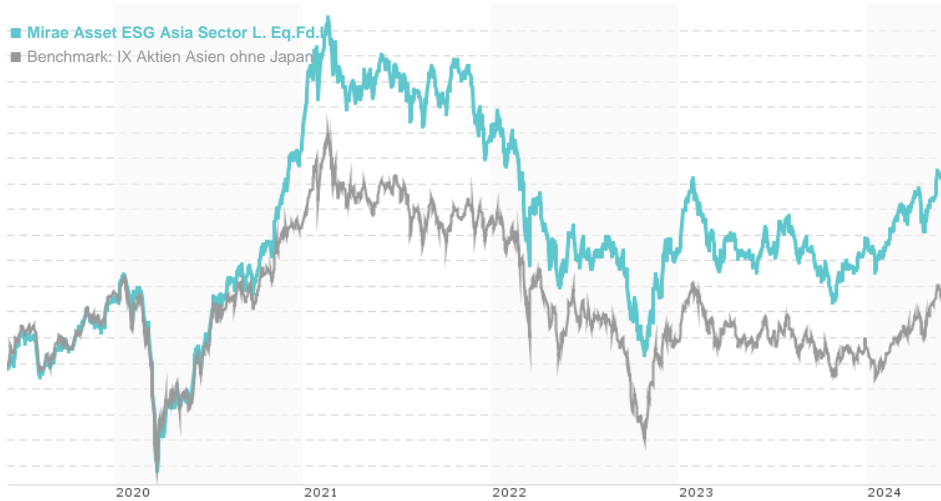


Mirae Asset ESG Asia Sector L. Eq.Fd.I / LU0336300420 / A1W71P / FundRock M. Co.

Last 06/04/2024 ¹	Region	Branch	Type of yield	Type
17.54 USD	Asia (excl. Japan)	Mixed Sectors	reinvestment	Equity Fund



Risk key figures

SRI 1 2 3 4 5 6 7

Mountain-View Funds Rating²

EDA³

▲ ▲ ▲ ▲ ▲ ▲

Yearly Performance

2023	+2.03%
2022	-16.69%
2021	+0.05%
2020	+30.43%
2019	+21.40%

Master data		Conditions		Other figures	
Fund type	Single fund	Issue surcharge	1.00%	Minimum investment	USD 1,000,000.00
Category	Equity	Planned administr. fee	0.00%	Savings plan	-
Sub category	Mixed Sectors	Deposit fees	0.50%	UCITS / OGAW	Yes
Fund domicile	Luxembourg	Redemption charge	1.00%	Performance fee	0.00%
Tranch volume	(06/04/2024) USD 6.57 mill.	Ongoing charges	-	Redeployment fee	0.00%
Total volume	-	Dividends		Investment company	
Launch date	5/17/2013	FundRock M. Co.			
KESr report funds	Yes	33 Rue de Gasperich, L-5826, Hesperange			
Business year start	01.04.	Luxembourg			
Sustainability type	Ethics/ecology	https://www.fundrock.com			
Fund manager	Rahul Chadha, Phil S. Lee, Celia Qiu				

Performance	1M	6M	YTD	1Y	2Y	3Y	5Y	Since start
Performance	-0.40%	+10.87%	+5.98%	+9.01%	+5.22%	-17.26%	+32.88%	+75.40%
Performance p.a.	-	-	-	+9.01%	+2.58%	-6.12%	+5.84%	+5.22%
Sharpe ratio	-0.51	1.34	0.73	0.38	-0.07	-0.56	0.11	0.09
Volatility	16.87%	14.36%	14.96%	13.93%	16.66%	17.62%	18.54%	16.08%
Worst month	-	-3.02%	-3.02%	-5.45%	-10.47%	-10.47%	-16.82%	-16.82%
Best month	-	6.29%	6.29%	6.29%	15.44%	15.44%	15.44%	15.44%
Maximum loss	-4.21%	-6.27%	-6.27%	-13.24%	-20.05%	-36.23%	-39.29%	-

Distribution permission

Austria, Germany

¹ Important note on update status: The displayed date refers exclusively to the calculation of the NAV.

² The Mountain-View Data Fund Rating calculates a comparative ranking for funds using yield, volatility and trend data. For more information visit [MVD Funds Rating](#)

³ Displays the Ethical-Dynamical Ratio calculated according to standard criteria. The maximum value is 100. For more information visit [EDA](#)

DISCLAIMER: The information on this page are for informational purposes only and should neither an offer to sell nor a solicitation for the purchase of the security or recommendation in favor of the security to be understood. baha GmbH assumes no liability despite thorough searches for the accuracy of the data.

Funds data from: www.mountain-view.com. Fact Sheet created by: www.baha.com

Created: 06/05/2024

Mirae Asset ESG Asia Sector L. Eq.Fd.I / LU0336300420 / A1W71P / FundRock M. Co.

Investment strategy

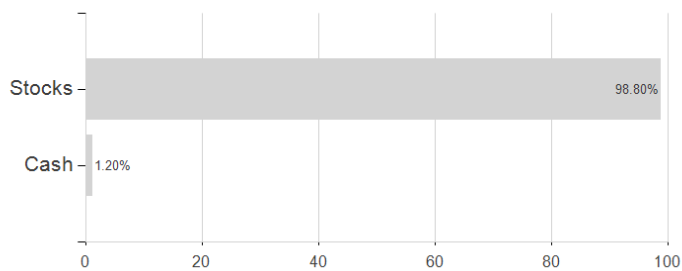
The Fund may invest up to 30% of its net assets in China A-Shares through Stock Connect, which is a programme developed for the purpose of mutual stock market access between Hong-Kong and China. The Fund is actively managed and references the MSCI AC Asia ex Japan Index (the "Benchmark") by seeking to outperform it. There are no restrictions on the extent to which the Fund's portfolio may deviate from the one of the Benchmark. As permitted by and described in the prospectus of the UCITS, the Fund may use financial derivative instruments (such as index futures and foreign exchange swaps), and employ techniques and instruments, for efficient portfolio management and hedging purposes only.

Investment goal

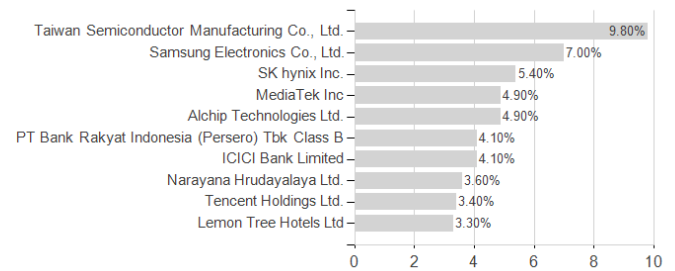
The Fund aims to achieve long term capital growth, by investing mainly in equities and equity-related securities of sector leading companies in the countries of Asia ex Japan, or sector leading companies which have significant business operations there.

Assessment Structure

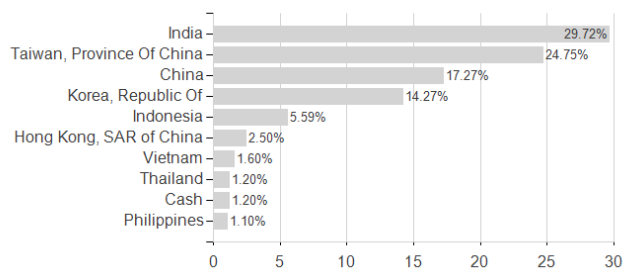
Assets



Largest positions



Countries



Branches

