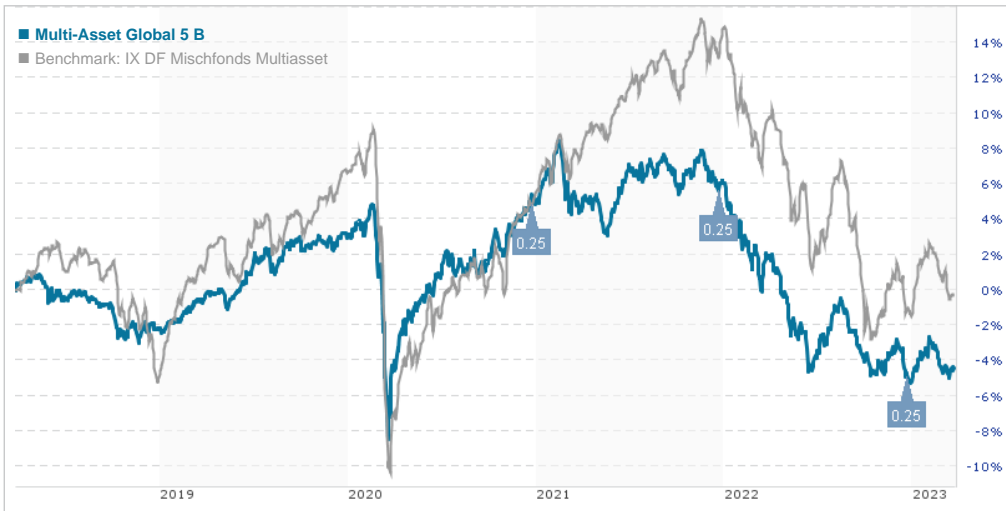


Multi-Asset Global 5 B / DE000A1T6KZ5 / A1T6KZ / Monega KAG

Last 03/23/2023 ¹ 99.58 EUR	Region Worldwide	Branch Multi-asset	Type of yield paying dividend	Type Mixed Fund
--	---------------------	-----------------------	----------------------------------	--------------------



Risk key figures

SRRRI	1	2	3	4	5	6	7
-------	---	---	----------	---	---	---	---

Mountain-View Funds Rating	EDA ²
▲ ▲ ▲ ▲ ▲ ▲	80

Yearly Performance

2022	-10.59%
2021	+1.09%
2020	+1.85%
2019	+5.27%
2018	-2.59%

Master data		Conditions		Other figures	
-------------	--	------------	--	---------------	--

Fund type	Single fund	Issue surcharge	0.00%	Minimum investment	EUR 500,000.00
Category	Mixed Fund	Planned administr. fee	0.00%	Savings plan	-
Sub category	Multi-asset	Deposit fees	0.04%	UCITS / OGAW	Yes
Fund domicile	Germany	Redemption charge	0.00%	Performance fee	0.00%
Tranch volume	(03/23/2023) EUR 3,79 Mio.	Ongoing charges	(10/31/2021) 1.39%	Redeployment fee	0.00%
Total volume	(03/23/2023) EUR 9,30 Mio.	Dividends		Investment company	
Launch date	7/15/2013	20.12.2022	0.25 EUR	Monega KAG	
KESr report funds	No	20.12.2021	0.25 EUR	Stolkgasse 25-45, 50667, Köln	
Business year start	01.11.	21.12.2020	0.25 EUR	Germany	
Sustainability type	-	19.12.2019	1.30 EUR	https://www.monega.de	
Fund manager	alpha beta asset management GmbH	19.12.2018	1.20 EUR		

Performance	1M	6M	YTD	1Y	2Y	3Y	5Y	Since start
Performance	-0.23%	-0.90%	+0.84%	-6.38%	-8.96%	+2.99%	-4.41%	+5.58%
Performance p.a.	-	-	-	-6.38%	-4.59%	+0.99%	-0.90%	+0.56%
Sharpe ratio	-1.97	-1.33	0.24	-2.34	-1.88	-0.46	-0.87	-0.62
Volatility	3.03%	3.62%	3.64%	4.01%	4.03%	4.37%	4.50%	3.92%
Worst month	-	-1.94%	-1.94%	-2.02%	-2.45%	-4.68%	-4.68%	-4.68%
Best month	-	1.52%	1.52%	2.49%	2.51%	2.76%	2.76%	3.26%
Maximum loss	-0.81%	-2.59%	-2.36%	-7.24%	-12.25%	-12.63%	-12.67%	-
Outperformance	-	-	-5.05%	-6.10%	-4.13%	-4.18%	-6.93%	-

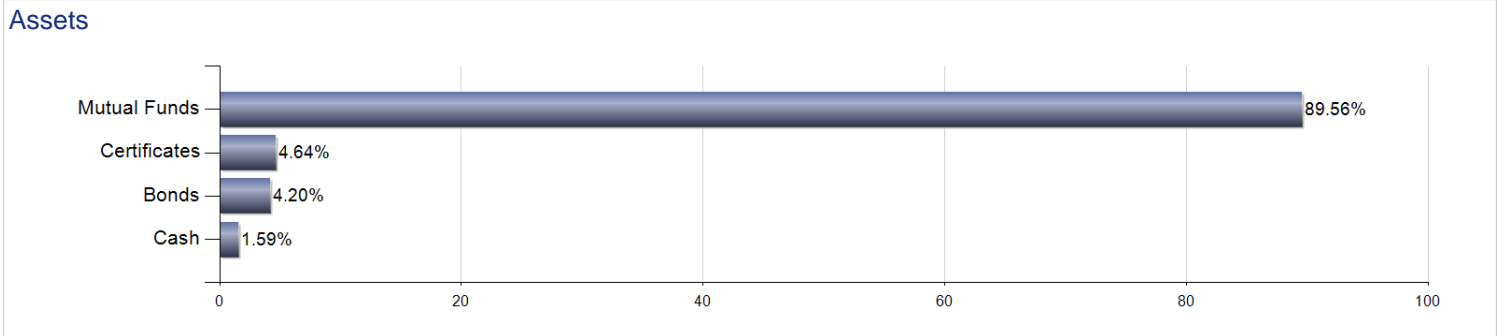
Distribution permission

Germany

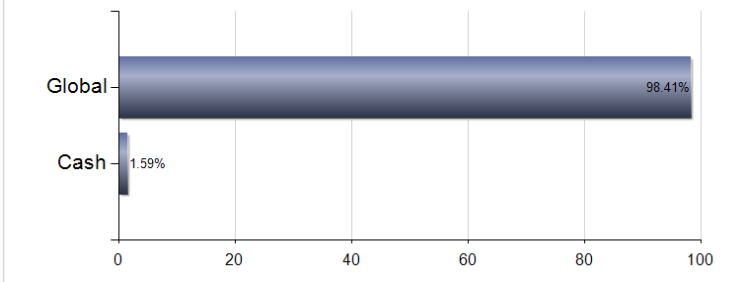
¹ Important note on update status: The displayed date refers exclusively to the calculation of the NAV.
² Displays the Ethical-Dynamical Ratio calculated according to standard criteria. The maximum value is 100. For more information visit <http://www.mountain-view.com/MVD-Fonds-Rating.pdf>

Multi-Asset Global 5 B / DE000A1T6KZ5 / A1T6KZ / Monega KAG

Assessment Structure



Countries



Largest positions

