

BL Equities Japan Klasse A / LU0578147992 / A1H54Y / BLI - Ban.d.Lux.Inv.

Last 05/22/2024 ¹	Country	Branch	Type of yield	Type
32045.00 JPY	Japan	Mixed Sectors	paying dividend	Equity Fund

■ BL Equities Japan Klasse A
■ Benchmark: IX Aktien Japan JPY



Risk key figures

SRI 1 2 3 4 5 6 7

Mountain-View Funds Rating² EDA³

▲▲▲▲▲▲

75

Yearly Performance

2023	+18.15%
2022	-8.34%
2021	+2.91%
2020	+10.34%
2019	+19.58%

Master data		Conditions		Other figures	
Fund type	Single fund	Issue surcharge	5.00%	Minimum investment	UNT 0
Category	Equity	Planned administr. fee	0.00%	Savings plan	-
Sub category	Mixed Sectors	Deposit fees	0.04%	UCITS / OGAW	Yes
Fund domicile	Luxembourg	Redemption charge	0.00%	Performance fee	0.00%
Tranch volume	(05/22/2024) JPY 180.64 mill.	Ongoing charges	-	Redeployment fee	0.00%
Total volume	(05/22/2024) JPY 93,483.85 mill.	Dividends		Investment company	
Launch date	1/28/2013	26.01.2018	199.49 JPY	BLI - Ban.d.Lux.Inv. 14, boulevard Royal, 2449, Luxembourg Luxembourg https://www.banquedeluxembourg.com	
KESr report funds	Yes	26.01.2017	231.04 JPY		
Business year start	01.10.	29.01.2016	179.00 JPY		
Sustainability type	-	30.01.2015	35.00 JPY		
Fund manager	Steve Glod	31.01.2014	63.17 JPY		

Performance	1M	6M	YTD	1Y	2Y	3Y	5Y	Since start
Performance	+2.98%	+7.90%	+6.85%	+8.72%	+29.95%	+16.42%	+46.47%	+232.66%
Performance p.a.	-	-	-	+8.69%	+13.99%	+5.21%	+7.92%	+11.20%
Sharpe ratio	2.89	0.98	1.14	0.37	0.74	0.09	0.27	0.45
Volatility	13.54%	12.97%	13.33%	13.38%	13.82%	14.76%	15.27%	16.39%
Worst month	-	-3.81%	-3.81%	-3.81%	-4.48%	-7.11%	-11.37%	-11.37%
Best month	-	4.87%	4.44%	4.87%	4.87%	4.87%	8.62%	11.13%
Maximum loss	-1.57%	-8.60%	-8.60%	-9.52%	-9.52%	-23.78%	-29.33%	-

Distribution permission

Austria, Germany, Switzerland

¹ Important note on update status: The displayed date refers exclusively to the calculation of the NAV.

² The Mountain-View Data Fund Rating calculates a comparative ranking for funds using yield, volatility and trend data. For more information visit [MVD Funds Rating](#)

³ Displays the Ethical-Dynamical Ratio calculated according to standard criteria. The maximum value is 100. For more information visit [EDA](#)

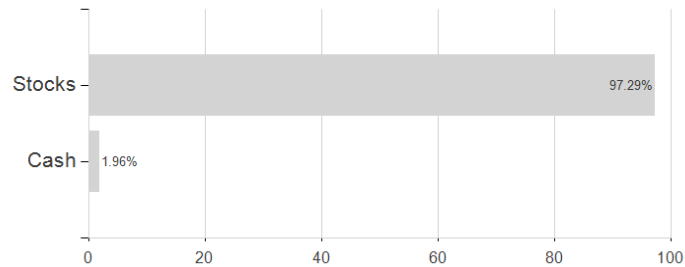
BL Equities Japan Klasse A / LU0578147992 / A1H54Y / BLI - Ban.d.Lux.Inv.

Investment goal

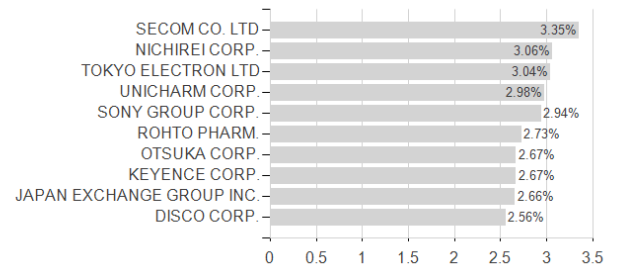
Seeking a long-term capital gain. The sub-fund invests a minimum of 75% of its net assets in shares of companies listed on Japanese regulated markets. A maximum of 10% of the net assets may be invested in open-ended investment funds. The sub-fund may also use derivative products for hedging purposes or in order to optimise the portfolio's exposure. The investment manager integrates and promotes sustainability factors within his investment strategy by applying non-financial data to the issuer valuation model. Investments are mainly made in companies established in Japan.

Assessment Structure

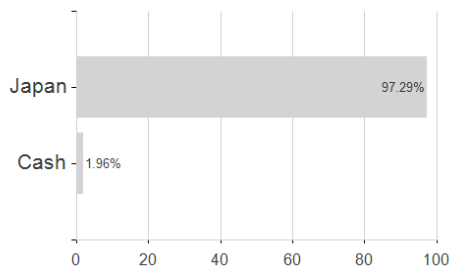
Assets



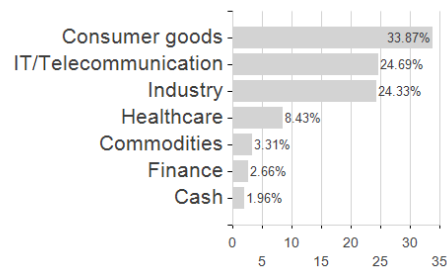
Largest positions



Countries



Branches



Currencies

