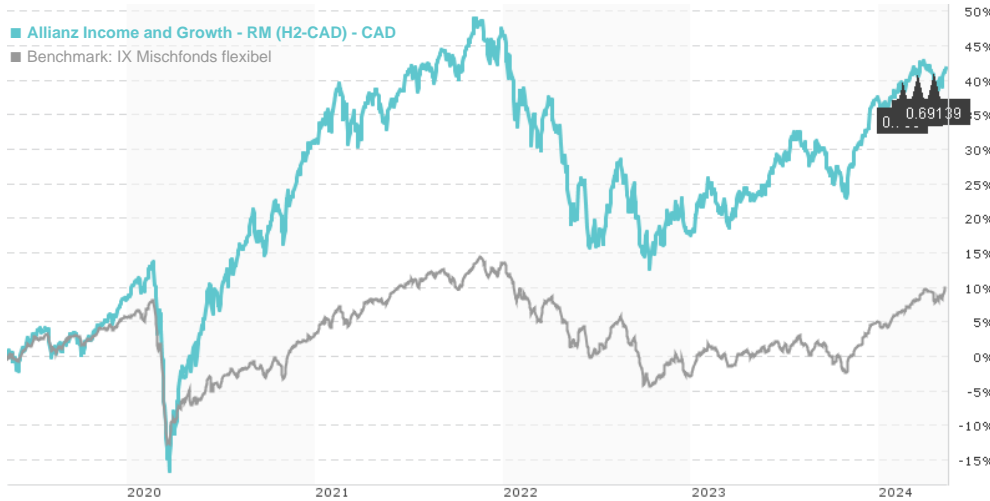


## Allianz Income and Growth - RM (H2-CAD) - CAD / LU1255916477 / A14V82 / Allianz GI.Investors

| Last 05/13/2024 <sup>1</sup> | Region        | Branch              | Type of yield   | Type       |
|------------------------------|---------------|---------------------|-----------------|------------|
| 109.99 CAD                   | North America | Mixed fund/flexible | paying dividend | Mixed Fund |



### Risk key figures

SRI 1 2 3 4 5 6 7

Mountain-View Funds Rating<sup>2</sup> EDA<sup>3</sup>

69

### Yearly Performance

|      |         |
|------|---------|
| 2023 | +17.00% |
| 2022 | -19.93% |
| 2021 | +11.99% |
| 2020 | +21.07% |
| 2019 | +19.36% |

| Master data         |   | Conditions             |          | Other figures  |       |
|---------------------|---|------------------------|----------|--|-------|
| Fund type           | Single fund   | Issue surcharge        | 0.00%    | Minimum investment   | UNT 0 |
| Category            | Mixed Fund  | Planned administr. fee | 0.00%    | Savings plan   | -     |
| Sub category        | Mixed fund/flexible                                     | Deposit fees           | 0.00%    | UCITS / OGAW   | Yes   |
| Fund domicile       | Luxembourg  | Redemption charge      | 0.00%    | Performance fee  | 0.00% |
| Tranch volume       | (05/13/2024) EUR 7.89 mill.                             | Ongoing charges        | -        | Redeployment fee   | 0.00% |
| Total volume        | (09/25/2023) EUR 42,401.54 mill.                        | <b>Dividends</b>       |          | <b>Investment company</b>  |       |
| Launch date         | 2/18/2016   | 15.04.2024             | 0.69 CAD | Allianz GI.Investors<br>Bockenheimer Landstraße 42-44, 60323,<br>Frankfurt am Main<br>Germany<br>https://www.allianzgi.com |       |
| KESt report funds   | No  | 15.03.2024             | 0.74 CAD |  |       |
| Business year start | 01.10.  | 15.02.2024             | 0.74 CAD |  |       |
| Sustainability type | -   | 16.01.2024             | 0.74 CAD |  |       |
| Fund manager        | Justin Kass & Michael Yee & David Oberlo & Ethan Turner | 15.12.2023             | 0.74 CAD |  |       |

| Performance      | 1M     | 6M      | YTD    | 1Y      | 2Y      | 3Y      | 5Y      | Since start |
|------------------|--------|---------|--------|---------|---------|---------|---------|-------------|
| Performance      | +0.25% | +11.29% | +3.12% | +14.67% | +16.07% | +4.51%  | +40.37% | +94.78%     |
| Performance p.a. | -      | -       | -      | +14.63% | +7.73%  | +1.48%  | +7.01%  | +8.44%      |
| Sharpe ratio     | -0.09  | 3.11    | 0.82   | 1.49    | 0.36    | -0.21   | 0.26    | 0.44        |
| Volatility       | 8.41%  | 6.51%   | 6.45%  | 7.29%   | 10.77%  | 11.12%  | 12.38%  | 10.54%      |
| Worst month      | -      | -1.95%  | -1.95% | -2.93%  | -7.51%  | -7.51%  | -10.82% | -10.82%     |
| Best month       | -      | 6.60%   | 4.36%  | 6.60%   | 7.03%   | 7.03%   | 8.89%   | 8.89%       |
| Maximum loss     | -2.36% | -3.33%  | -3.33% | -7.38%  | -12.32% | -24.42% | -26.72% | -           |

### Distribution permission

Austria, Germany, Switzerland

<sup>1</sup> Important note on update status: The displayed date refers exclusively to the calculation of the NAV.

<sup>2</sup> The Mountain-View Data Fund Rating calculates a comparative ranking for funds using yield, volatility and trend data. For more information visit [MVD Funds Rating](#)

<sup>3</sup> Displays the Ethical-Dynamical Ratio calculated according to standard criteria. The maximum value is 100. For more information visit [EDA](#)

## Allianz Income and Growth - RM (H2-CAD) - CAD / LU1255916477 / A14V82 / Allianz GI.Investors

### Investment strategy

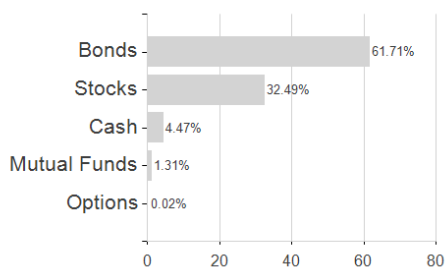
Min. 70% of Sub-Fund assets are invested in Equities and/or bonds as described in the investment objective. Max. 70 % of Sub- Fund assets may be invested in Equities in accordance with the investment objective. Sub-Fund assets may be completely invested in bonds as described in the investment objective, however, convertible bonds are limited to max. 70% of Sub-Fund assets. Max. 70% of Sub-Fund assets may be invested in High- Yield bonds bearing a typically higher risk and higher potential of gains, however, within this limit Sub-Fund assets may be invested in bonds that are only rated CC (Standard & Poor's) or lower (including max. 10% of Sub-Fund assets in defaulted securities). Max. 30% of Sub-Fund assets may be invested in Emerging Markets. Max. 20 % of Sub-Fund assets may be invested in ABS and/or MBS. Max. 25% Sub-Fund assets may be held in deposits and/or may be invested directly in Money Market Instruments and/or (up to 10% of Sub-Fund assets) in money market funds. Max. 20% non-USD Currency Exposure. Sub-Fund classifies as "mixed-fund" according to German Investment Tax Act (GITA) since at least 25% of Sub-Fund assets are permanently physically invested in an Equity Participation according to Art. 2 Section 8 GITA.

### Investment goal

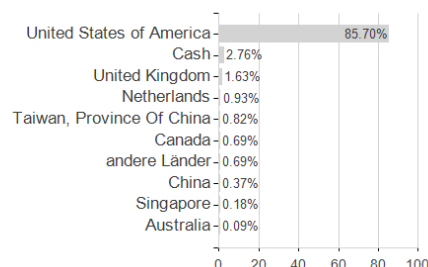
Long term capital growth and income by investing in corporate Debt Securities and Equities of US and/or Canadian equity and bond markets.

### Assessment Structure

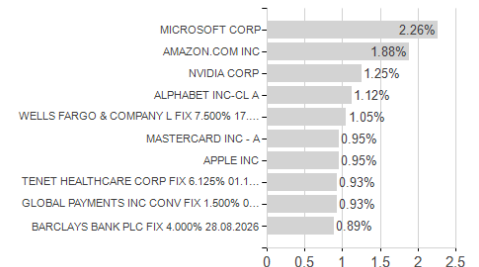
#### Assets



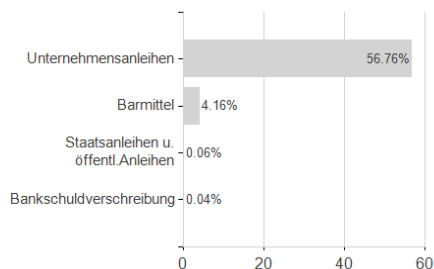
#### Countries



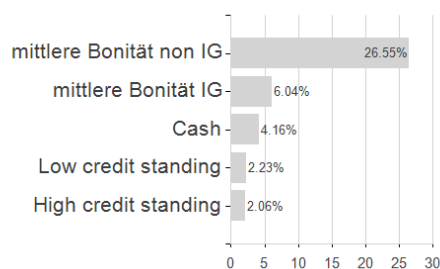
#### Largest positions



#### Issuer



#### Rating



#### Duration

