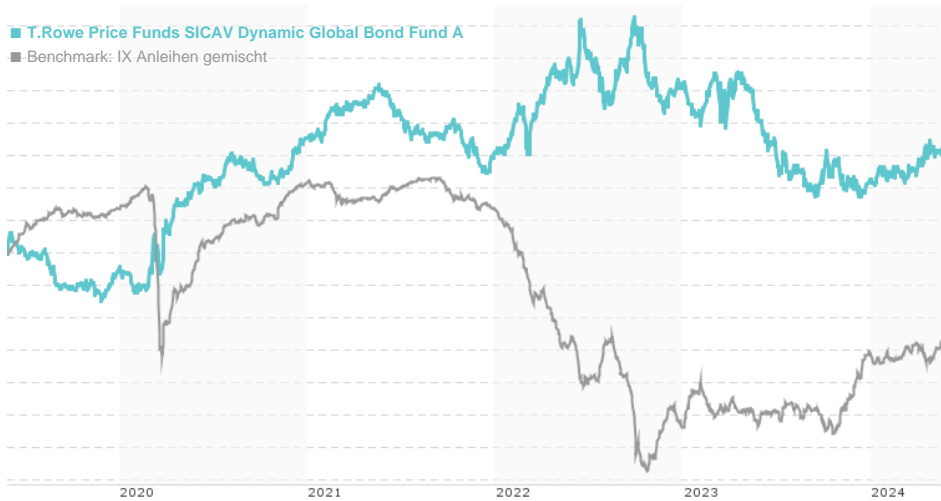


## T.Rowe Price Funds SICAV Dynamic Global Bond Fund A / LU1216622131 / A14UB8 / T.Rowe Price M. (LU)

Last 05/27/2024 <sup>1</sup>	Region	Branch	Type of yield	Type
11.06 USD	Worldwide	Bonds: Mixed	reinvestment	Fixed-Income Fund

■ T.Rowe Price Funds SICAV Dynamic Global Bond Fund A  
■ Benchmark: IX Anleihen gemischt



### Risk key figures

SRI 1 2 3 4 5 6 7

Mountain-View Funds Rating<sup>2</sup> EDA<sup>3</sup>

75

### Yearly Performance

2023	-5.30%
2022	+3.88%
2021	-0.81%
2020	+8.03%
2019	-0.77%

Master data		Conditions		Other figures	
Fund type	Single fund	Issue surcharge	5.00%	Minimum investment	USD 1,000.00
Category	Bonds	Planned administr. fee	0.00%	Savings plan	-
Sub category	Bonds: Mixed	Deposit fees	0.02%	UCITS / OGAW	Yes
Fund domicile	Luxembourg	Redemption charge	0.00%	Performance fee	0.00%
Tranch volume	(05/27/2024) USD 5.11 mill.	Ongoing charges	-	Redeployment fee	0.00%
Total volume	(05/27/2024) USD 655.85 mill.	Dividends		Investment company	
Launch date	6/10/2015	T.Rowe Price M. (LU)			
KESr report funds	Yes	100 East Pratt Street, MD 21202, Baltimore			
Business year start	01.01.	United States of America			
Sustainability type	-	<a href="https://www.troweprice.com">https://www.troweprice.com</a>			
Fund manager	Quentin Fitzsimmons, Scott Solomon				

Performance	1M	6M	YTD	1Y	2Y	3Y	5Y	Since start
Performance	-0.36%	+2.12%	+1.56%	-1.78%	-4.74%	-3.32%	+6.35%	+10.60%
Performance p.a.	-	-	-	-1.79%	-2.39%	-1.12%	+1.24%	+1.13%
Sharpe ratio	-2.88	0.13	0.04	-1.21	-1.14	-0.98	-0.58	-0.71
Volatility	2.92%	4.15%	4.07%	4.62%	5.46%	5.00%	4.46%	3.75%
Worst month	-	-1.27%	-0.36%	-2.34%	-3.12%	-3.12%	-3.12%	-3.12%
Best month	-	1.65%	1.65%	1.65%	2.19%	2.19%	3.01%	3.01%
Maximum loss	-0.54%	-1.19%	-0.91%	-4.35%	-9.64%	-9.64%	-9.64%	-

### Distribution permission

Austria, Germany, Switzerland, Luxembourg

<sup>1</sup> Important note on update status: The displayed date refers exclusively to the calculation of the NAV.

<sup>2</sup> The Mountain-View Data Fund Rating calculates a comparative ranking for funds using yield, volatility and trend data. For more information visit [MVD Funds Rating](#)

<sup>3</sup> Displays the Ethical-Dynamical Ratio calculated according to standard criteria. The maximum value is 100. For more information visit [EDA](#)

DISCLAIMER: The information on this page are for informational purposes only and should neither an offer to sell nor a solicitation for the purchase of the security or recommendation in favor of the security to be understood. baha GmbH assumes no liability despite thorough searches for the accuracy of the data.

Funds data from: www.mountain-view.com. Fact Sheet created by: www.baha.com

Created: 05/28/2024

## T.Rowe Price Funds SICAV Dynamic Global Bond Fund A / LU1216622131 / A14UB8 / T.Rowe Price M. (LU)

### Investment strategy

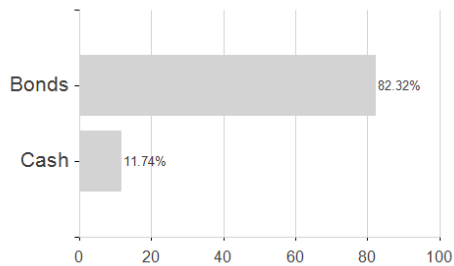
The fund is actively managed and invests mainly in a portfolio of bonds of all types from issuers around the world, including emerging markets. Although the fund does not have sustainable investment as an objective, the promotion of environmental and social characteristics ("E & S") is achieved through the fund's commitment to maintain at least 50% of the value of its portfolio invested in issuers and/or securities rated as 'Green' by the T. Rowe Price proprietary Responsible Investor Indicator Model (RIIM).

### Investment goal

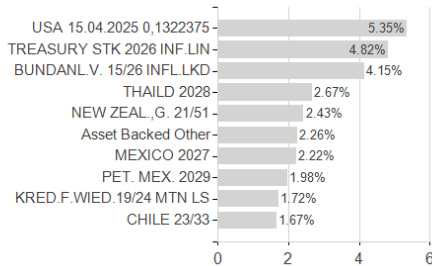
To generate income while offering some protection against rising interest rates and a low correlation with equity markets.

### Assessment Structure

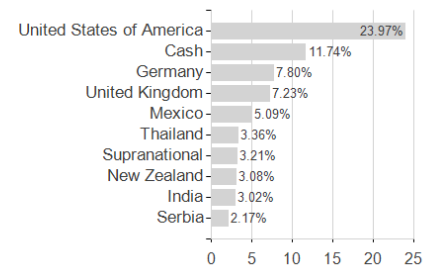
#### Assets



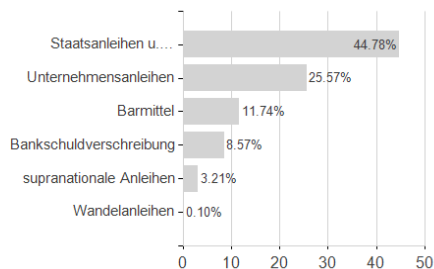
#### Largest positions



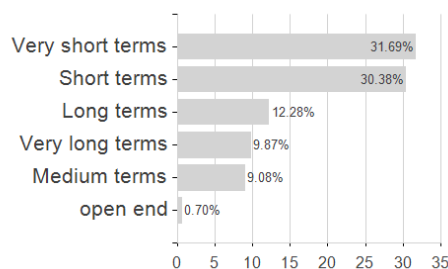
#### Countries



#### Issuer



#### Duration



#### Currencies

