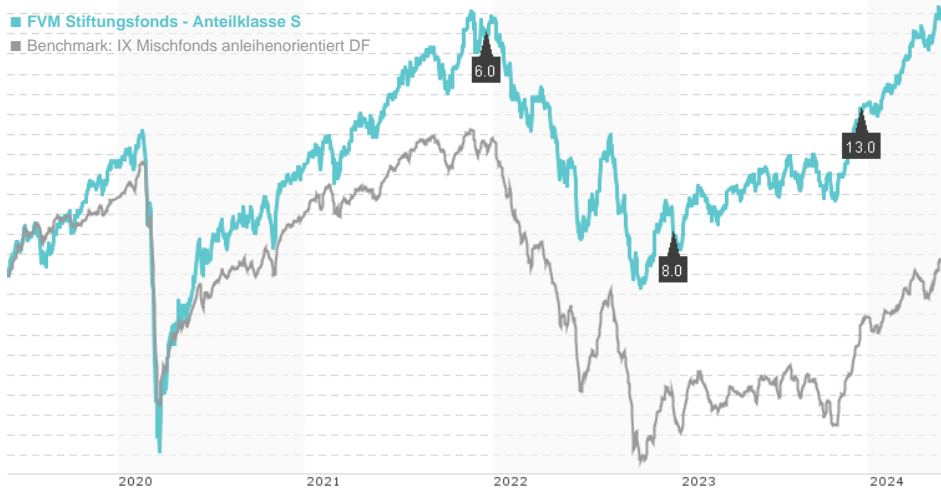


## FVM Stiftungsfonds - Anteilklasse S / DE000A1110H8 / A1110H / Universal-Investment

Last 05/29/2024 <sup>1</sup>	Region	Branch	Type of yield	Type
527.29 EUR	Worldwide	Mixed Fund/Focus Bonds	paying dividend	Mixed Fund

■ FVM Stiftungsfonds - Anteilklasse S  
■ Benchmark: IX Mischfonds anleihenorientiert DF



## Risk key figures

SRI 1 2 3 4 5 6 7

Mountain-View Funds Rating<sup>2</sup> EDA<sup>3</sup>

80

## Yearly Performance

2023	+7.16%
2022	-10.11%
2021	+6.83%
2020	+0.11%
2019	+10.01%

Master data		Conditions		Other figures	
Fund type	Single fund	Issue surcharge	2.00%	Minimum investment	UNT 0
Category	Mixed Fund	Planned administr. fee	0.00%	Savings plan	Yes
Sub category	Mixed Fund/Focus Bonds	Deposit fees	0.10%	UCITS / OGAW	Yes
Fund domicile	Germany	Redemption charge	0.00%	Performance fee	10.00%
Tranch volume	(05/29/2024) EUR 10.94 mill.	Ongoing charges	-	Redeployment fee	0.00%
Total volume	(05/29/2024) EUR 25.68 mill.	Dividends		Investment company	
Launch date	11/17/2014	15.12.2023	13.00 EUR	Universal-Investment Theodor-Heuss-Allee 70, 60486, Frankfurt am Main Germany <a href="https://www.universal-investment.com">https://www.universal-investment.com</a>	
KEST report funds	No	15.12.2022	8.00 EUR		
Business year start	01.11.	15.12.2021	6.00 EUR		
Sustainability type	-	15.12.2020	6.00 EUR		
Fund manager	-	16.12.2019	6.50 EUR		

Performance	1M	6M	YTD	1Y	2Y	3Y	5Y	Since start
Performance	+0.30%	+5.55%	+3.38%	+7.29%	+6.06%	+4.03%	+12.04%	+21.23%
Performance p.a.	-	-	-	+7.29%	+2.98%	+1.33%	+2.30%	+2.04%
Sharpe ratio	-0.03	2.63	1.59	1.11	-0.20	-0.57	-0.29	-0.36
Volatility	3.63%	2.93%	2.99%	3.16%	4.09%	4.31%	5.21%	4.92%
Worst month	-	-0.55%	-0.55%	-1.07%	-3.37%	-3.37%	-7.29%	-7.29%
Best month	-	2.49%	2.19%	2.49%	3.49%	3.49%	3.50%	3.80%
Maximum loss	-1.01%	-1.04%	-1.04%	-2.18%	-7.14%	-12.22%	-14.92%	-

## Distribution permission

Germany

<sup>1</sup> Important note on update status: The displayed date refers exclusively to the calculation of the NAV.

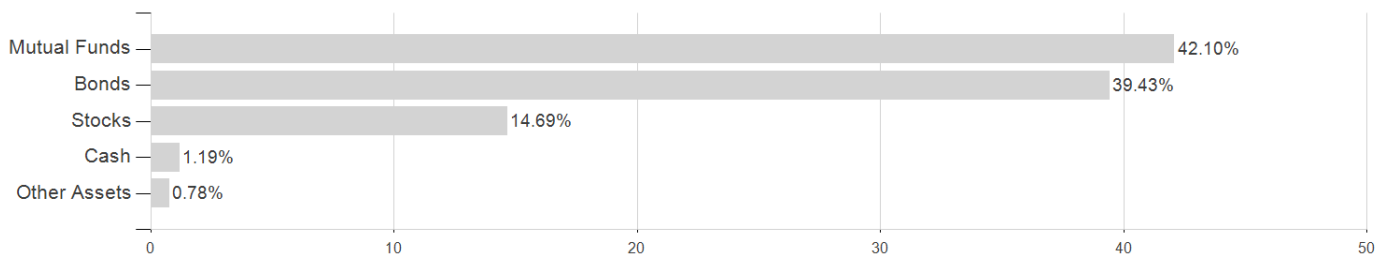
<sup>2</sup> The Mountain-View Data Fund Rating calculates a comparative ranking for funds using yield, volatility and trend data. For more information visit [MVD Funds Rating](#)

<sup>3</sup> Displays the Ethical-Dynamical Ratio calculated according to standard criteria. The maximum value is 100. For more information visit [EDA](#)

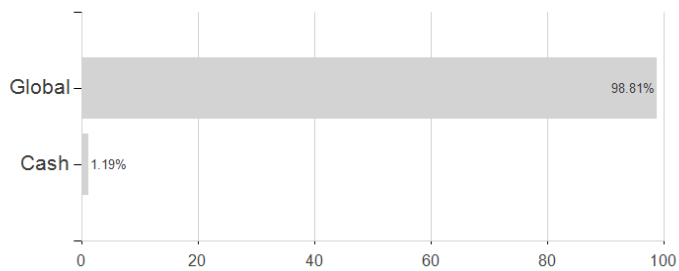
## FVM Stiftungsfonds - Anteilklasse S / DE000A1110H8 / A1110H / Universal-Investment

### Assessment Structure

#### Assets



#### Countries



#### Largest positions

