

**Robeco BP US Premium Eq.F EUR / LU0832430747 / A117UD / Robeco Inst. AM**

Last 05/23/2024 <sup>1</sup>	Country	Branch	Type of yield	Type
<b>406.45 EUR</b>	United States of America	Mixed Sectors	reinvestment	Equity Fund

■ Robeco BP US Premium Eq.F EUR  
■ Benchmark: IX Aktien USA EUR



**Risk key figures**

SRI 1 2 3 4 **5** 6 7

Mountain-View Funds Rating<sup>2</sup> EDA<sup>3</sup>

▲ ▲ ▲ ▲ ▲ ▲ 61

**Yearly Performance**

2023	+8.12%
2022	+3.00%
2021	+33.85%
2020	-4.39%
2019	+31.25%

Master data		Conditions		Other figures	
Fund type	Single fund	Issue surcharge	0.00%	Minimum investment	UNT 1
Category	Equity	Planned administr. fee	0.00%	Savings plan	-
Sub category	Mixed Sectors	Deposit fees	0.00%	UCITS / OGAW	Yes
Fund domicile	Luxembourg	Redemption charge	0.00%	Performance fee	0.00%
Tranch volume	-	Ongoing charges	-	Redeployment fee	0.00%
Total volume	(05/23/2024) USD 5,202.66 mill.	Dividends		Investment company	
Launch date	10/1/2012	Robeco Inst. AM			
KESr report funds	Yes	Weena 850, 3014, Rotterdam			
Business year start	01.01.	Netherlands			
Sustainability type	-	https://www.robeco.com			
Fund manager	Duilio R. Ramallo				

Performance	1M	6M	YTD	1Y	2Y	3Y	5Y	Since start
Performance	-0.11%	+12.65%	+7.20%	+17.87%	+18.57%	+33.28%	+72.84%	+308.90%
Performance p.a.	-	-	-	+17.82%	+8.88%	+10.05%	+11.55%	+12.85%
Sharpe ratio	-0.66	2.43	1.70	1.36	0.35	0.41	0.36	0.49
Volatility	7.86%	9.69%	9.24%	10.34%	14.66%	15.26%	21.70%	18.54%
Worst month	-	-4.73%	-4.73%	-4.73%	-7.46%	-7.46%	-17.85%	-17.85%
Best month	-	4.62%	4.62%	4.62%	11.86%	11.86%	12.27%	12.27%
Maximum loss	-1.51%	-4.95%	-4.95%	-7.13%	-13.30%	-13.30%	-39.61%	-

**Distribution permission**

Austria, Germany, Switzerland, Luxembourg

<sup>1</sup> Important note on update status: The displayed date refers exclusively to the calculation of the NAV.

<sup>2</sup> The Mountain-View Data Fund Rating calculates a comparative ranking for funds using yield, volatility and trend data. For more information visit [MVD Funds Rating](#)

DISCLAIMER: The information on this page are for informational purposes only and should neither an offer to sell nor a solicitation for the purchase of the security or recommendation in favor of the security to be understood. baha GmbH assumes no liability despite thorough searches for the accuracy of the data.

Funds data from: [www.mountain-view.com](http://www.mountain-view.com). Fact Sheet created by: [www.baha.com](http://www.baha.com)

Created: 05/26/2024

## Robeco BP US Premium Eq.F EUR / LU0832430747 / A117UD / Robeco Inst. AM

### Investment strategy

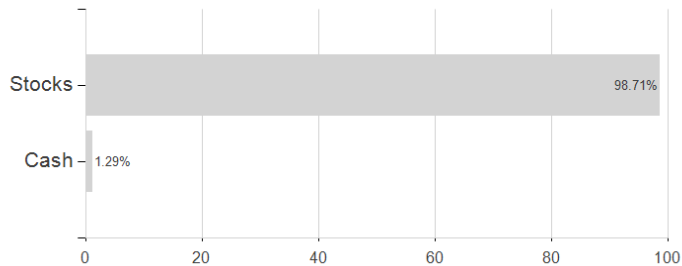
Robeco US Premium Equities (USD) selects stocks based on their investment merit. Its bottom-up stock selection process is guided by a disciplined value approach, intensive internal research and risk aversion. The fund's broad definition of value looks beyond traditional value characteristics such as low Price/Earnings and Price/Book, and includes analysis of long-term business fundamentals and short term business momentum. The fund's investment objective is to participate in rising markets and preserve capital in falling markets through diligent risk management.

### Investment goal

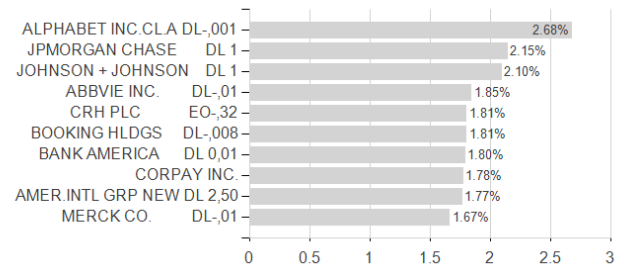
Robeco US Premium Equities invests in small, medium-sized and large value stocks in the US. The fund invests in undervalued businesses. Long-term business fundamentals and short-term business momentum are thoroughly analyzed in order to select stocks for investment.

### Assessment Structure

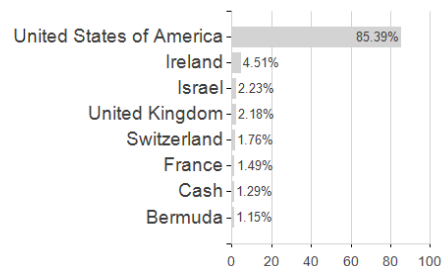
#### Assets



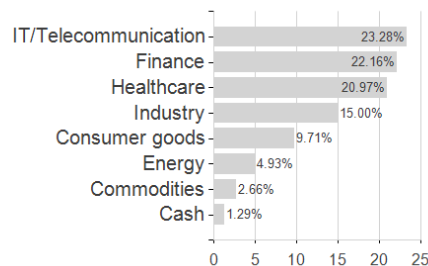
#### Largest positions



#### Countries



#### Branches



#### Currencies

