

**Robeco BP US Premium Eq.GH GBP / LU0832431802 / A1XCDV / Robeco Inst. AM**

Last 05/22/2024 <sup>1</sup>	Country	Branch	Type of yield	Type
<b>257.87 GBP</b>	United States of America	Mixed Sectors	paying dividend	Equity Fund



**Risk key figures**

SRI 1 2 3 4 **5** 6 7

Mountain-View Funds Rating<sup>2</sup> EDA<sup>3</sup>

61

**Yearly Performance**

2023	+10.68%
2022	-5.10%
2021	+24.00%
2020	+3.28%
2019	+26.17%

Master data		Conditions		Other figures	
Fund type	Single fund	Issue surcharge	0.00%	Minimum investment	UNT 1
Category	Equity	Planned administr. fee	0.00%	Savings plan	-
Sub category	Mixed Sectors	Deposit fees	0.00%	UCITS / OGAW	Yes
Fund domicile	Luxembourg	Redemption charge	0.00%	Performance fee	0.00%
Tranch volume	-	Ongoing charges	-	Redeployment fee	0.00%
Total volume	(05/22/2024) USD 5,261.64 mill.	<b>Dividends</b>		<b>Investment company</b>	
Launch date	10/1/2012	17.04.2024	1.20 GBP	Robeco Inst. AM Weena 850, 3014, Rotterdam Netherlands https://www.robeco.com	
KESr report funds	Yes	19.04.2023	1.08 GBP		
Business year start	01.01.	20.04.2022	0.46 GBP		
Sustainability type	-	21.04.2021	0.96 GBP		
Fund manager	Duilio R. Ramallo	22.04.2020	1.03 GBP		

Performance	1M	6M	YTD	1Y	2Y	3Y	5Y	Since start
Performance	+3.07%	+12.93%	+6.16%	+18.27%	+18.52%	+15.42%	+58.30%	+207.31%
Performance p.a.	-	-	-	+18.21%	+8.87%	+4.90%	+9.61%	+10.12%
Sharpe ratio	5.20	2.58	1.41	1.44	0.34	0.07	0.26	0.35
Volatility	7.82%	9.28%	9.16%	10.03%	14.90%	15.67%	22.25%	18.01%
Worst month	-	-5.75%	-5.75%	-5.75%	-8.55%	-8.55%	-17.97%	-17.97%
Best month	-	6.44%	5.72%	6.67%	12.81%	12.81%	15.16%	15.16%
Maximum loss	-1.48%	-6.46%	-6.46%	-9.34%	-14.71%	-19.14%	-42.63%	-

**Distribution permission**

Austria, Germany, Switzerland

<sup>1</sup> Important note on update status: The displayed date refers exclusively to the calculation of the NAV.

<sup>2</sup> The Mountain-View Data Fund Rating calculates a comparative ranking for funds using yield, volatility and trend data. For more information visit [MVD Funds Rating](#)

<sup>3</sup> Displays the Ethical-Dynamical Ratio calculated according to standard criteria. The maximum value is 100. For more information visit [EDA](#)

## Robeco BP US Premium Eq.GH GBP / LU0832431802 / A1XCDV / Robeco Inst. AM

### Investment strategy

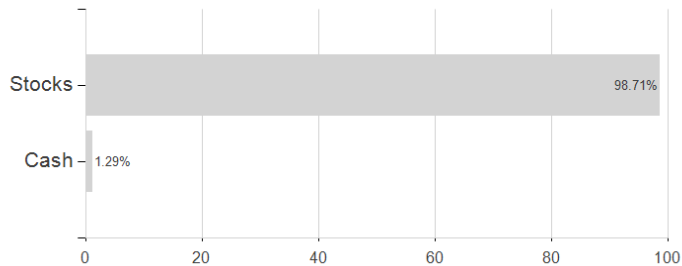
Robeco US Premium Equities (USD) selects stocks based on their investment merit. Its bottom-up stock selection process is guided by a disciplined value approach, intensive internal research and risk aversion. The fund's broad definition of value looks beyond traditional value characteristics such as low Price/Earnings and Price/Book, and includes analysis of long-term business fundamentals and short term business momentum. The fund's investment objective is to participate in rising markets and preserve capital in falling markets through diligent risk management.

### Investment goal

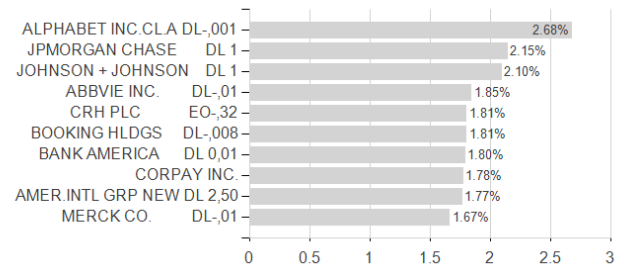
Robeco US Premium Equities invests in small, medium-sized and large value stocks in the US. The fund invests in undervalued businesses. Long-term business fundamentals and short-term business momentum are thoroughly analyzed in order to select stocks for investment.

### Assessment Structure

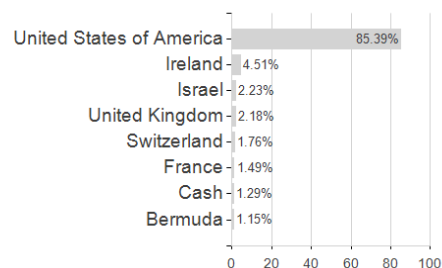
#### Assets



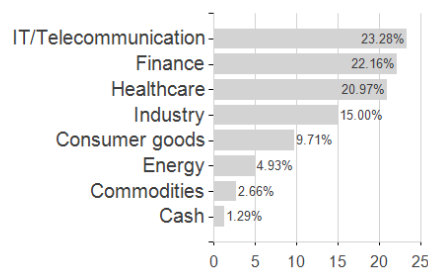
#### Largest positions



#### Countries



#### Branches



#### Currencies

