

## Barings ASEAN Frontiers Fund I EUR / IE00B3BC5X37 / A1H7BV / Baring Int.Fd.M.(IE)

Last 05/10/2024 <sup>1</sup>	Region	Branch	Type of yield	Type
251.69 EUR	Asia	Mixed Sectors	reinvestment	Equity Fund

■ Barings ASEAN Frontiers Fund I EUR  
■ Benchmark: IX Aktien Südostasien



### Risk key figures

SRI 1 2 3 4 5 6 7

Mountain-View Funds Rating<sup>2</sup> EDA<sup>3</sup>

▲▲▲▲▲▲ 77

### Yearly Performance

2023	-4.44%
2022	-8.90%
2021	+22.81%
2020	+3.85%
2019	+18.64%

Master data		Conditions		Other figures	
Fund type	Single fund	Issue surcharge	0.00%	Minimum investment	EUR 10,000,000.00
Category	Equity	Planned administr. fee	0.00%	Savings plan	-
Sub category	Mixed Sectors	Deposit fees	0.00%	UCITS / OGAW	Yes
Fund domicile	Ireland	Redemption charge	1.00%	Performance fee	0.00%
Tranch volume	(05/10/2024) USD 9.63 mill.	Ongoing charges	-	Redeployment fee	0.00%
Total volume	(12/12/2022) USD 459.06 mill.	Dividends		Investment company	
Launch date	2/14/2011	Baring Int.Fd.M.(IE)  Ballsbridge 1 3rd Floor Building 3, D04 EP27, Dublin  Ireland  www.baring.com			
KESr report funds	Yes				
Business year start	01.05.				
Sustainability type	-				
Fund manager	SooHai Lim, Tiebin Liu				

Performance	1M	6M	YTD	1Y	2Y	3Y	5Y	Since start
Performance	-1.16%	+7.82%	+5.18%	-1.03%	-1.09%	+3.54%	+25.50%	+56.60%
Performance p.a.	-	-	-	-1.02%	-0.55%	+1.17%	+4.64%	+5.86%
Sharpe ratio	-1.16	1.37	1.20	-0.52	-0.40	-0.23	0.05	0.14
Volatility	14.72%	9.17%	9.62%	9.27%	10.84%	11.40%	15.61%	14.38%
Worst month	-	-1.10%	-1.10%	-6.03%	-7.34%	-7.34%	-22.33%	-22.33%
Best month	-	4.14%	4.14%	4.14%	4.90%	7.56%	15.73%	15.73%
Maximum loss	-4.25%	-4.25%	-4.25%	-10.07%	-13.65%	-21.27%	-39.09%	-

### Distribution permission

Austria, Germany, Switzerland

<sup>1</sup> Important note on update status: The displayed date refers exclusively to the calculation of the NAV.

<sup>2</sup> The Mountain-View Data Fund Rating calculates a comparative ranking for funds using yield, volatility and trend data. For more information visit [MVD Funds Rating](#)

<sup>3</sup> Displays the Ethical-Dynamical Ratio calculated according to standard criteria. The maximum value is 100. For more information visit [EDA](#)

## Barings ASEAN Frontiers Fund I EUR / IE00B3BC5X37 / A1H7BV / Baring Int.Fd.M.(IE)

### Investment strategy

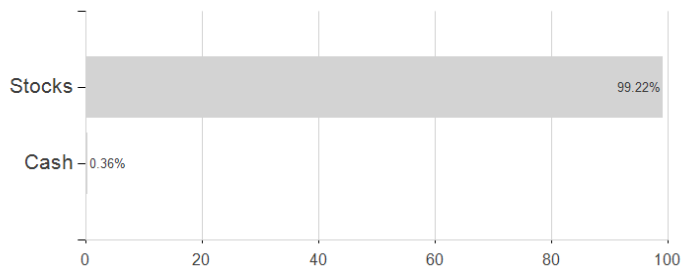
The Fund is also permitted to invest to a lesser extent in shares of companies elsewhere in the Asia Pacific region (excluding Japan) or in other markets which the investment manager believes have the potential to benefit from the economic growth and development of the Asia Pacific region (excluding Japan). Furthermore, it may invest in shares of companies that exhibit less positive environmental, social and governance (ESG) characteristics.

### Investment goal

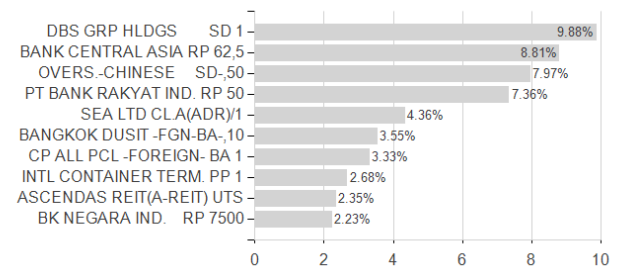
To provide long-term capital growth by investing in companies in Asia which Barings believes will benefit from the economic growth and development of the region. The Fund invests at least 70% of its total assets (excluding cash and cash-equivalent assets) in the shares of companies which are members of the Association of South-East Asian Nations (ASEAN), or companies where the predominant part of their income is derived from those countries. The members of ASEAN include (but are not to be limited to) Singapore, Thailand, the Philippines, Malaysia, Indonesia and Vietnam. The Fund will invest at least 50% of the Fund's total assets in equities of companies that exhibit positive or improving environmental, social and governance (ESG) characteristics. Further detail of the Investment Manager's, Public Equity: ESG Integration & Active Engagement Policy for equity Funds including the Fund is available on the Manager's website at [www.barings.com](http://www.barings.com).

### Assessment Structure

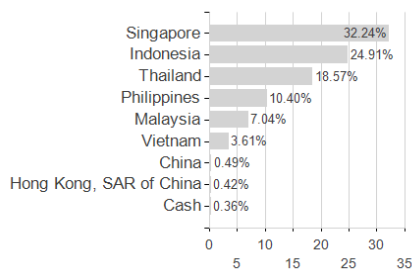
#### Assets



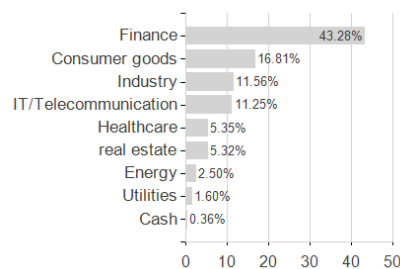
#### Largest positions



#### Countries



#### Branches



#### Currencies

