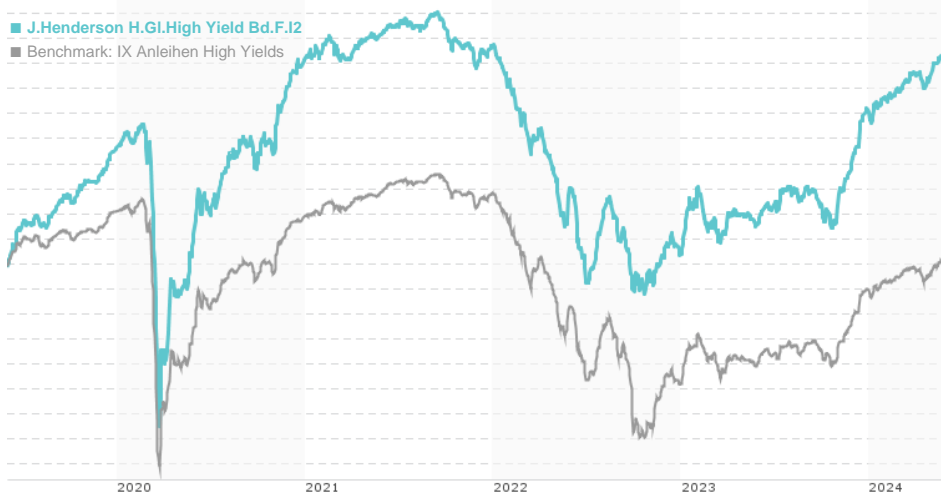


## J.Henderson H.GI.High Yield Bd.F.I2 / LU0978624350 / A1W8VW / Janus Henderson Inv.

Last 05/31/2024 <sup>1</sup>	Region	Branch	Type of yield	Type
166.13 USD	Worldwide	Corporate Bonds	reinvestment	Fixed-Income Fund

■ J.Henderson H.GI.High Yield Bd.F.I2  
■ Benchmark: IX Anleihen High Yields



## Risk key figures

SRI 1 2 3 4 5 6 7

Mountain-View Funds Rating<sup>2</sup>

▲ ▲ ▲ ▲ ▲ ▲

EDA<sup>3</sup>

72

## Yearly Performance

2023	+11.58%
2022	-14.26%
2021	+0.85%
2020	+6.64%
2019	+18.46%

Master data		Conditions		Other figures	
Fund type	Single fund	Issue surcharge	0.00%	Minimum investment	USD 1,000,000.00
Category	Bonds	Planned administr. fee	0.00%	Savings plan	-
Sub category	Corporate Bonds	Deposit fees	0.65%	UCITS / OGAW	Yes
Fund domicile	Luxembourg	Redemption charge	1.00%	Performance fee	0.00%
Tranch volume	(05/31/2024) USD 163.40 mill.	Ongoing charges	-	Redeployment fee	0.00%
Total volume	(05/29/2024) USD 893.91 mill.	Dividends		Investment company	
Launch date	11/19/2013	Janus Henderson Inv.			
KESr report funds	Yes	201 Bishopsgate, EC2M 3AE, London			
Business year start	01.07.	United Kingdom			
Sustainability type	-	www.janushenderson.com/			
Fund manager	Seth Meyer, Tom Ross,Tim Winstone,Brent Olson				

Performance	1M	6M	YTD	1Y	2Y	3Y	5Y	Since start
Performance	+1.18%	+7.26%	+3.52%	+12.71%	+9.90%	-1.81%	+16.48%	+47.82%
Performance p.a.	-	-	-	+12.67%	+4.82%	-0.61%	+3.10%	+5.05%
Sharpe ratio	4.61	3.61	1.83	2.49	0.22	-0.94	-0.11	0.24
Volatility	2.39%	3.14%	2.72%	3.57%	4.81%	4.66%	6.32%	5.28%
Worst month	-	-0.33%	-0.33%	-1.38%	-6.73%	-6.73%	-13.73%	-13.73%
Best month	-	4.83%	3.62%	4.83%	4.83%	4.83%	5.07%	5.07%
Maximum loss	-0.40%	-1.14%	-1.14%	-3.16%	-8.06%	-18.76%	-21.77%	-

## Distribution permission

Austria, Germany, Luxembourg

1 Important note on update status: The displayed date refers exclusively to the calculation of the NAV.

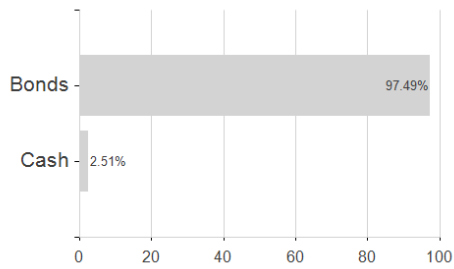
2 The Mountain-View Data Fund Rating calculates a comparative ranking for funds using yield, volatility and trend data. For more information visit [MVD Funds Rating](#)

3 Displays the Ethical-Dynamical Ratio calculated according to standard criteria. The maximum value is 100. For more information visit [EDA](#)


**J.Henderson H.GI.High Yield Bd.F.I2 / LU0978624350 / A1W8VW / Janus Henderson Inv.**

**Assessment Structure**

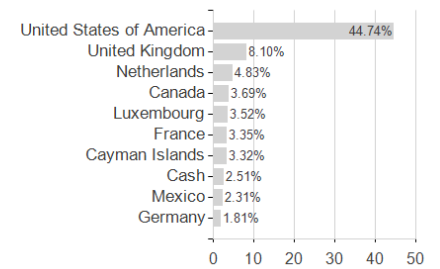
**Assets**



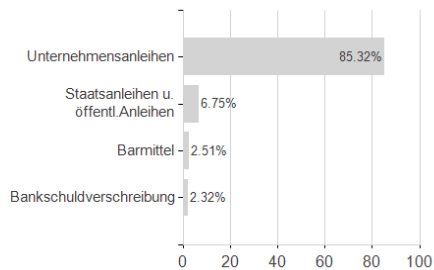
**Largest positions**



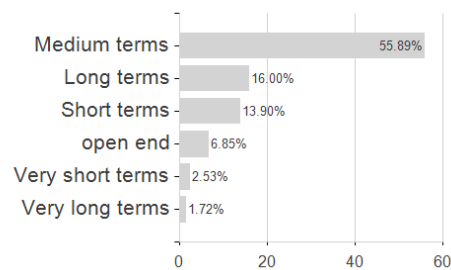
**Countries**



**Issuer**



**Duration**



**Currencies**

