

## BGF Euro-Mkts.F.A2 CHF H / LU0589470326 / A1H8C0 / BlackRock (LU)

Last 05/14/2024 <sup>1</sup>	Region	Branch	Type of yield	Type
26.46 CHF	Euroland	Mixed Sectors	reinvestment	Equity Fund



## Risk key figures

SRI 1 2 3 4 5 6 7

Mountain-View Funds Rating<sup>2</sup>EDA<sup>3</sup> 69

## Yearly Performance

2023	+13.14%
2022	-19.26%
2021	+26.80%
2020	+8.57%
2019	+26.34%

Master data		Conditions		Other figures	
Fund type	Single fund	Issue surcharge	5.00%	Minimum investment	USD 5,000.00
Category	Equity	Planned administr. fee	0.00%	Savings plan	Yes
Sub category	Mixed Sectors	Deposit fees	0.45%	UCITS / OGAW	Yes
Fund domicile	Luxembourg	Redemption charge	0.00%	Performance fee	0.00%
Tranch volume	-	Ongoing charges	-	Redeployment fee	0.00%
Total volume	(05/14/2024) EUR 1,373.01 mill.	Dividends		Investment company	
Launch date	3/16/2011	BlackRock (LU)			
KESt report funds	Yes	35a Avenue JF Kennedy, 1855, Luxembourg			
Business year start	01.09.	Luxembourg			
Sustainability type	-	<a href="https://www.blackrock.com">https://www.blackrock.com</a>			
Fund manager	Tom Joy, Andreas Zoellinger				

Performance	1M	6M	YTD	1Y	2Y	3Y	5Y	Since start
Performance	+0.49%	+19.30%	+13.37%	+15.45%	+30.80%	+18.60%	+57.59%	+164.60%
Performance p.a.	-	-	-	+15.45%	+14.39%	+5.85%	+9.51%	+7.67%
Sharpe ratio	0.15	3.21	2.81	0.86	0.60	0.11	0.28	0.21
Volatility	17.46%	12.11%	13.26%	13.63%	17.67%	18.99%	20.38%	18.74%
Worst month	-	-2.70%	-2.70%	-4.84%	-11.14%	-11.14%	-15.18%	-15.18%
Best month	-	9.50%	6.77%	9.50%	14.09%	14.09%	17.13%	17.13%
Maximum loss	-2.89%	-4.25%	-4.05%	-13.49%	-16.45%	-30.92%	-38.07%	-

## Distribution permission

Austria, Germany, Switzerland

<sup>1</sup> Important note on update status: The displayed date refers exclusively to the calculation of the NAV.<sup>2</sup> The Mountain-View Data Fund Rating calculates a comparative ranking for funds using yield, volatility and trend data. For more information visit [MVD Funds Rating](#)

DISCLAIMER: The information on this page are for informational purposes only and should neither an offer to sell nor a solicitation for the purchase of the security or recommendation in favor of the security to be understood. baha GmbH assumes no liability despite thorough searches for the accuracy of the data.

Funds data from: [www.mountain-view.com](http://www.mountain-view.com). Fact Sheet created by: [www.baha.com](http://www.baha.com)

Created: 05/15/2024

## BGF Euro-Mkts.F.A2 CHF H / LU0589470326 / A1H8C0 / BlackRock (LU)

### Investment strategy

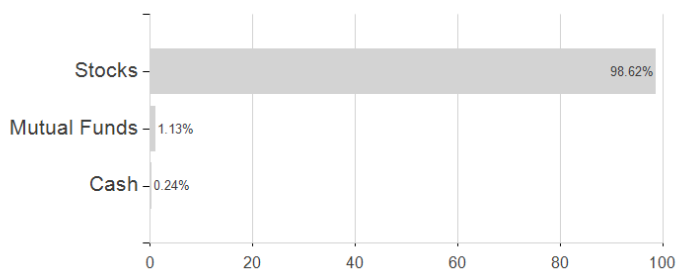
The IA may use financial derivative instruments (FDIs) (i.e. investments the prices of which are based on one or more underlying assets) for investment purposes in order to achieve the investment objective of the Fund, and/or to reduce risk within the Fund's portfolio, reduce investment costs and generate additional income. The Fund may, via FDIs, generate varying amounts of market leverage (i.e. where the Fund gains market exposure in excess of the value of its assets). The Fund is actively managed, and the IA has discretion to select the Fund's investments. In doing so the IA will refer to the MSCI EMU Index when constructing the Fund's portfolio, and also for risk management purposes to ensure that the active risk (i.e. degree of deviation from the index) taken by the Fund remains appropriate given the Fund's investment objective and policy. The IA is not bound by the components or weighting of the Index when selecting investments. The IA may also use its discretion to invest in securities not included in the Index in order to take advantage of specific investment opportunities. However, the geographical scope of the investment objective and policy may have the effect of limiting the extent to which the portfolio holdings will deviate from the Index. The Index should be used by investors to compare the performance of the Fund.

### Investment goal

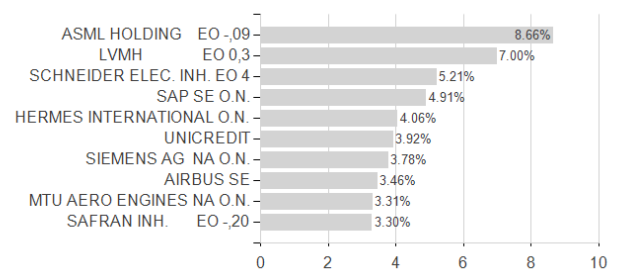
The Fund aims to maximise the return on your investment through a combination of capital growth and income on the Fund's assets and invest in a manner consistent with the principles of environmental, social and governance (ESG) investing. The Fund invests at least 70% of its total assets in the equity securities (e.g. shares) of companies domiciled in European Union (EU) Member States participating in the Economic and Monetary Union of the European Union (EMU). This may, at the investment adviser's (IA) discretion, include the equity securities of companies domiciled in countries which formerly participated in EMU or are likely to join the EMU in the foreseeable future and in companies based elsewhere, the main business of which is in EMU-participating countries. The Fund's total assets will be invested in accordance with its ESG Policy as disclosed in the prospectus

### Assessment Structure

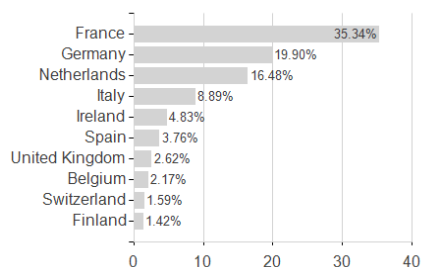
#### Assets



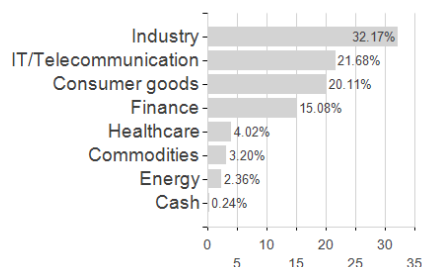
#### Largest positions



#### Countries



#### Branches



#### Currencies

