

FTGF WA Macro Opport.Bond Fd.A USD / IE00BPG5G23 / A118XY / Franklin Templeton

Last 05/30/2024 ¹	Region	Branch	Type of yield	Type
72.42 USD	Worldwide	AI Hedgefonds Single Strategy	paying dividend	Alternative Investm.



Risk key figures

SRI 1 2 3 4 5 6 7

Mountain-View Funds Rating² EDA³

-

Yearly Performance

2023	+13.10%
2022	-22.15%
2021	-1.07%
2020	+6.21%
2019	+16.58%

Master data		Conditions		Other figures	
Fund type	Single fund	Issue surcharge	5.00%	Minimum investment	USD 1,000.00
Category	Alternative Investments	Planned administr. fee	0.00%	Savings plan	-
Sub category	AI Hedgefonds Single Strategy	Deposit fees	0.00%	UCITS / OGAW	Yes
Fund domicile	Ireland	Redemption charge	0.00%	Performance fee	0.00%
Tranch volume	(05/30/2024) USD 91.37 mill.	Ongoing charges	-	Redeployment fee	0.00%
Total volume	(05/30/2024) USD 1,043.05 mill.	Dividends		Investment company	
Launch date	8/1/2014	01.05.2024	0.44 USD	Franklin Templeton Schottenring 16, 2.OG, 1010, Wien Austria https://www.franklintempleton.at	
KESt report funds	No	01.04.2024	0.46 USD		
Business year start	29.02.	01.03.2024	0.42 USD		
Sustainability type	-	01.02.2024	0.45 USD		
Fund manager	Ken Leech, Chandran Prashant	02.01.2024	0.47 USD		

Performance	1M	6M	YTD	1Y	2Y	3Y	5Y	Since start
Performance	+2.06%	+1.12%	-7.35%	+1.51%	+3.91%	-15.76%	-5.85%	+8.55%
Performance p.a.	-	-	-	+1.51%	+1.93%	-5.56%	-1.20%	+1.03%
Sharpe ratio	2.26	-0.13	-1.88	-0.17	-0.14	-0.78	-0.45	-0.29
Volatility	10.80%	11.88%	11.13%	13.32%	12.97%	11.93%	11.10%	9.47%
Worst month	-	-6.41%	-6.41%	-6.77%	-7.06%	-9.23%	-10.38%	-10.38%
Best month	-	9.58%	9.15%	9.58%	9.58%	9.58%	9.58%	9.58%
Maximum loss	-3.17%	-9.81%	-8.42%	-15.06%	-15.62%	-30.35%	-30.35%	-

Distribution permission

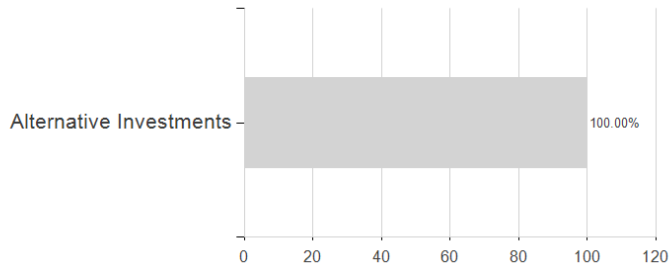
Austria, Germany, Switzerland

¹ Important note on update status: The displayed date refers exclusively to the calculation of the NAV.² The Mountain-View Data Fund Rating calculates a comparative ranking for funds using yield, volatility and trend data. For more information visit [MVD Funds Rating](#)³ Displays the Ethical-Dynamical Ratio calculated according to standard criteria. The maximum value is 100. For more information visit [EDA](#)

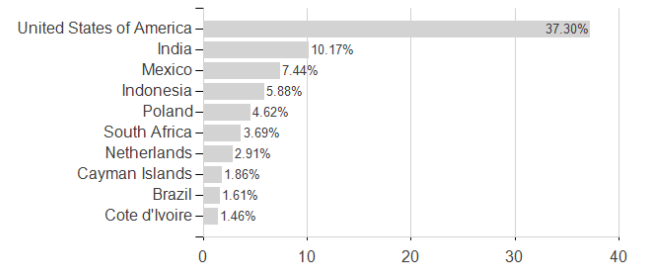
FTGF WA Macro Opport.Bond Fd.A USD / IE00BPBG5G23 / A118XY / Franklin Templeton

Assessment Structure

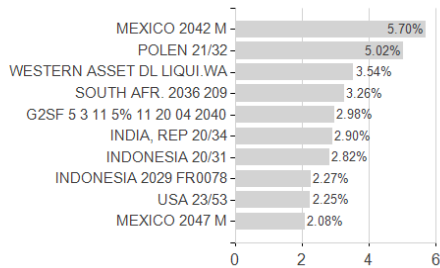
Assets



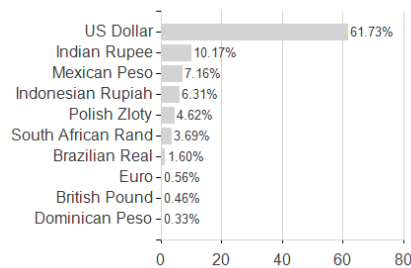
Countries



Largest positions



Currencies



Branches

