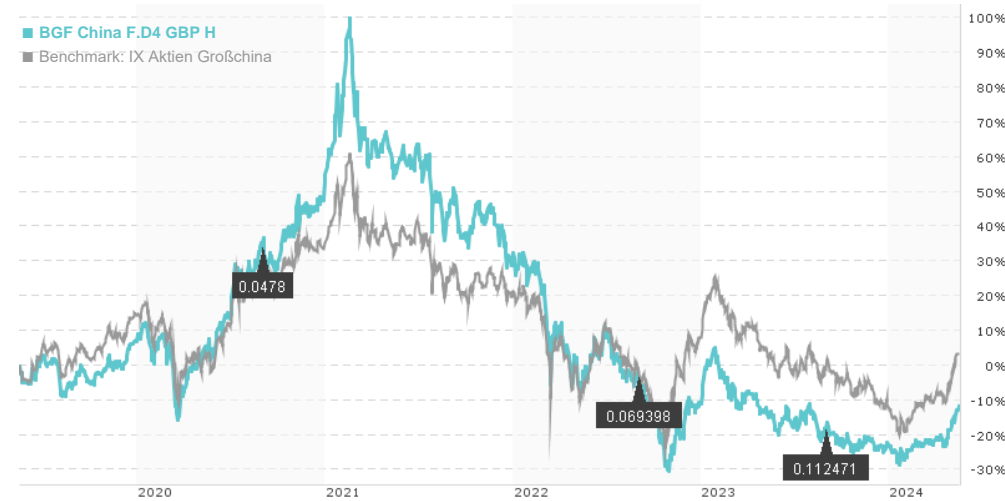


## BGF China F.D4 GBP H / LU0827875930 / A1J4HM / BlackRock (LU)

| Last 05/16/2024 <sup>1</sup> | Region        | Branch        | Type of yield   | Type        |
|------------------------------|---------------|---------------|-----------------|-------------|
| 13.27 GBP                    | Greater China | Mixed Sectors | paying dividend | Equity Fund |



### Risk key figures

SRI 1 2 3 4 5 6 7

Mountain-View Funds Rating<sup>2</sup>

EDA<sup>3</sup> 71

### Yearly Performance

|      |         |
|------|---------|
| 2023 | -12.49% |
| 2022 | -32.70% |
| 2021 | -14.68% |
| 2020 | +44.76% |
| 2019 | +14.25% |

| Master data         |                                 | Conditions             |          | Other figures  |                |
|---------------------|---------------------------------|------------------------|----------|--|----------------|
| Fund type           | Single fund                     | Issue surcharge        | 5.00%    | Minimum investment   | USD 100,000.00 |
| Category            | Equity                          | Planned administr. fee | 0.00%    | Savings plan   | -              |
| Sub category        | Mixed Sectors                   | Deposit fees           | 0.45%    | UCITS / OGAW   | Yes            |
| Fund domicile       | Luxembourg                      | Redemption charge      | 0.00%    | Performance fee  | 0.00%          |
| Tranch volume       | -                               | Ongoing charges        | -        | Redeployment fee   | 0.00%          |
| Total volume        | (05/02/2023) USD 1,132.90 mill. | <b>Dividends</b>       |          | <b>Investment company</b>  |                |
| Launch date         | 9/13/2012                       | 31.08.2023             | 0.11 GBP | BlackRock (LU)<br>35a Avenue JF Kennedy, 1855, Luxembourg<br>Luxembourg<br>https://www.blackrock.com |                |
| KESt report funds   | No                              | 31.08.2022             | 0.07 GBP |  |                |
| Business year start | 01.09.                          | 31.08.2020             | 0.05 GBP |  |                |
| Sustainability type | -                               | 30.08.2019             | 0.17 GBP |  |                |
| Fund manager        | Lucy Liu, Ada Zhang             | 31.08.2018             | 0.17 GBP |  |                |

| Performance      | 1M      | 6M      | YTD     | 1Y      | 2Y      | 3Y      | 5Y      | Since start |
|------------------|---------|---------|---------|---------|---------|---------|---------|-------------|
| Performance      | +14.99% | +12.08% | +13.61% | +1.92%  | -7.01%  | -43.27% | -13.60% | -5.85%      |
| Performance p.a. | -       | -       | -       | +1.91%  | -3.56%  | -17.22% | -2.88%  | -0.78%      |
| Sharpe ratio     | 22.87   | 1.29    | 2.14    | -0.10   | -0.30   | -0.80   | -0.26   | -0.20       |
| Volatility       | 19.38%  | 17.14%  | 17.45%  | 19.61%  | 24.88%  | 26.42%  | 25.66%  | 23.19%      |
| Worst month      | -       | -6.25%  | -6.25%  | -8.26%  | -16.64% | -16.64% | -16.64% | -16.64%     |
| Best month       | -       | 8.77%   | 8.77%   | 8.77%   | 22.34%  | 22.34%  | 22.34%  | 22.34%      |
| Maximum loss     | -1.80%  | -9.98%  | -6.94%  | -19.49% | -37.31% | -57.52% | -65.23% | -           |

### Distribution permission

Austria, Germany, Switzerland, Luxembourg

<sup>1</sup> Important note on update status: The displayed date refers exclusively to the calculation of the NAV.

<sup>2</sup> The Mountain-View Data Fund Rating calculates a comparative ranking for funds using yield, volatility and trend data. For more information visit [MVD Funds Rating](#)

<sup>3</sup> Displays the Ethical-Dynamical Ratio calculated according to standard criteria. The maximum value is 100. For more information visit [EDA](#)

## BGF China F.D4 GBP H / LU0827875930 / A1J4HM / BlackRock (LU)

### Investment strategy

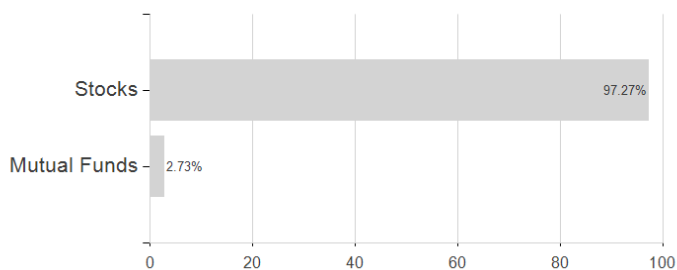
The investment adviser (IA) may use financial derivative instruments (FDIs) (i.e. investments the prices of which are based on one or more underlying assets) for investment purposes in order to achieve the investment objective of the Fund, and/or to reduce risk within the Fund's portfolio, reduce investment costs and generate additional income. The Fund may, via FDIs, generate varying amounts of market leverage (i.e. where the Fund gains market exposure in excess of the value of its assets). The Fund is actively managed and the IA has discretion to select the Fund's investments. In doing so the IA will refer to the MSCI China 10/40 Index when constructing the Fund's portfolio, and also for risk management purposes to ensure that the active risk (i.e. degree of deviation from the index) taken by the Fund remains appropriate given the Fund's investment objective and policy. The IA is not bound by the components or weighting of the Index when selecting investments. The IA may also use its discretion to invest in securities not included in the Index in order to take advantage of specific investment opportunities. However, the geographical scope of the investment objective and policy may have the effect of limiting the extent to which the portfolio holdings will deviate from the Index. The Index should be used by investors to compare the performance of the Fund.

### Investment goal

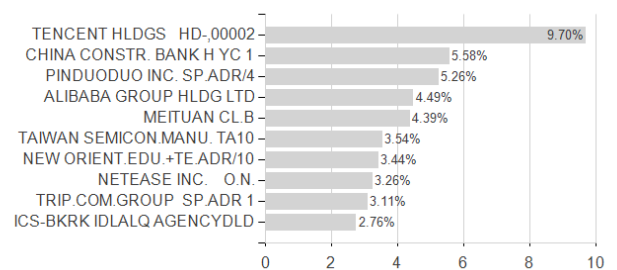
The Fund aims to maximise the return on your investment through a combination of capital growth and income on the Fund's assets and invest in a manner consistent with the principles of environmental, social and governance (ESG) investing. The Fund invests at least 70% of its total assets in the equity securities (e.g. shares) of companies domiciled in, or the main business of which is in, the People's Republic of China.

### Assessment Structure

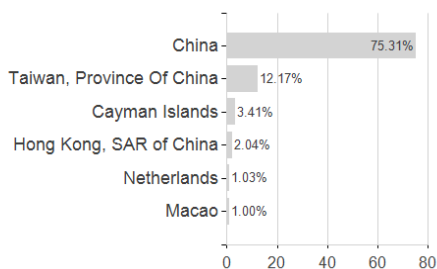
#### Assets



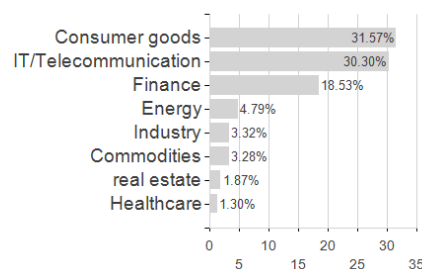
#### Largest positions



#### Countries



#### Branches



#### Currencies

