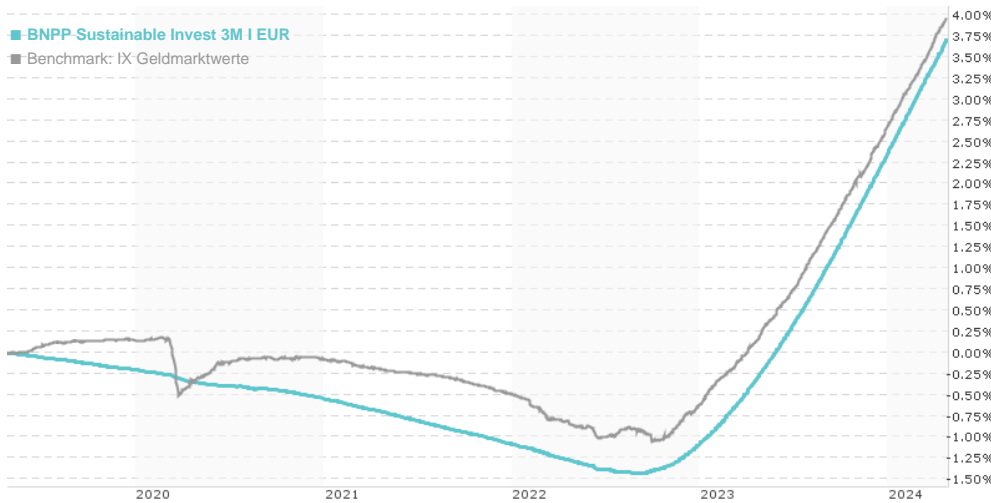


**BNPP Sustainable Invest 3M I EUR / FR0010216804 / A0NCV6 / BNP PARIBAS AM Eur.**

Last 04/24/2024 <sup>1</sup>	Region	Branch	Type of yield	Type
607515.63 EUR	Worldwide	Money Market Securities	reinvestment	Money Market Fund

■ BNPP Sustainable Invest 3M I EUR  
■ Benchmark: IX Geldmarktwerte



**Risk key figures**

SRI **1** 2 3 4 5 6 7

Mountain-View Funds Rating<sup>2</sup>

▲ ▲ ▲ ▲ ▲ ▲

EDA<sup>3</sup>

-

**Yearly Performance**

2023	+3.45%
2022	-0.02%
2021	-0.54%
2020	-0.34%
2019	-0.29%

Master data		Conditions		Other figures	
Fund type	Single fund	Issue surcharge	0.50%	Minimum investment	UNT 10
Category	Money Market	Planned administr. fee	0.00%	Savings plan	-
Sub category	Money Market Securities	Deposit fees	0.00%	UCITS / OGAW	Yes
Fund domicile	France	Redemption charge	0.00%	Performance fee	0.00%
Tranch volume	(04/24/2024) EUR 1,930.25 mill.	Ongoing charges	-	Redeployment fee	0.00%
Total volume	(04/24/2024) EUR 10,274.45 mill.	<b>Dividends</b>		<b>Investment company</b>	
Launch date	8/8/2005			BNP PARIBAS AM Eur.	
KESt report funds	No			14 rue Bergère, 75009, Paris	
Business year start	01.04.			France	
Sustainability type	Ethics/ecology			<a href="https://www.bnpparibas-am.com">https://www.bnpparibas-am.com</a>	
Fund manager	Elodie DERIEN				

Performance	1M	6M	YTD	1Y	2Y	3Y	5Y	Since start
Performance	+0.34%	+2.10%	+1.35%	+3.99%	+5.04%	+4.43%	+3.70%	+21.50%
Performance p.a.	-	-	-	+3.98%	+2.49%	+1.46%	+0.73%	+1.05%
Sharpe ratio	1.40	1.82	2.41	0.56	-7.14	-12.88	-19.84	-19.10
Volatility	0.21%	0.21%	0.21%	0.20%	0.19%	0.19%	0.16%	0.15%
Worst month	-	0.30%	0.30%	0.23%	-0.05%	-0.06%	-0.06%	-0.06%
Best month	-	0.39%	0.39%	0.39%	0.39%	0.39%	0.39%	0.44%
Maximum loss	0.00%	0.00%	0.00%	0.00%	-0.16%	-0.74%	-1.43%	-

**Distribution permission**

Germany

<sup>1</sup> Important note on update status: The displayed date refers exclusively to the calculation of the NAV.

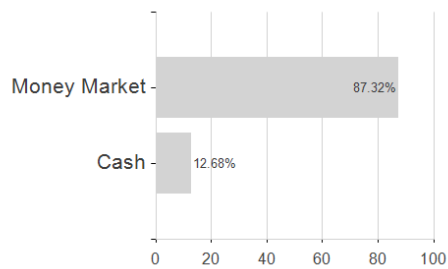
## BNPP Sustainable Invest 3M I EUR / FR0010216804 / A0NCV6 / BNP PARIBAS AM Eur.

2 The Mountain-View Data Fund Rating calculates a comparative ranking for funds using yield, volatility and trend data. For more information visit [MVD Funds Rating](#)

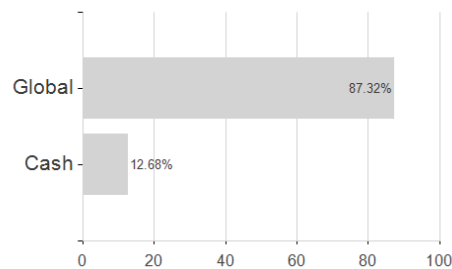
3 Displays the Ethical-Dynamical Ratio calculated according to standard criteria. The maximum value is 100. For more information visit [EDA](#)

### Assessment Structure

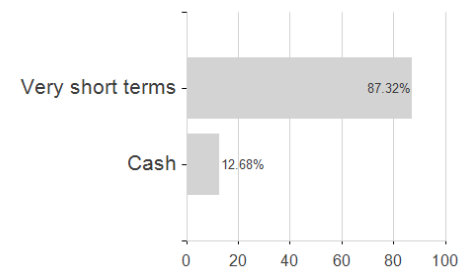
#### Assets



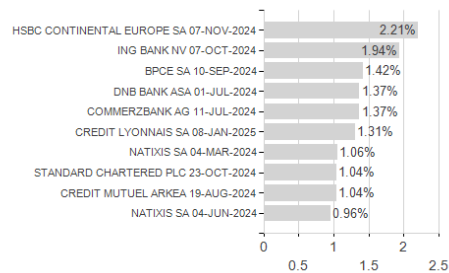
#### Countries



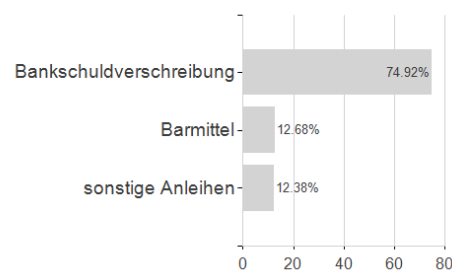
#### Duration



#### Largest positions



#### Issuer



#### Rating

