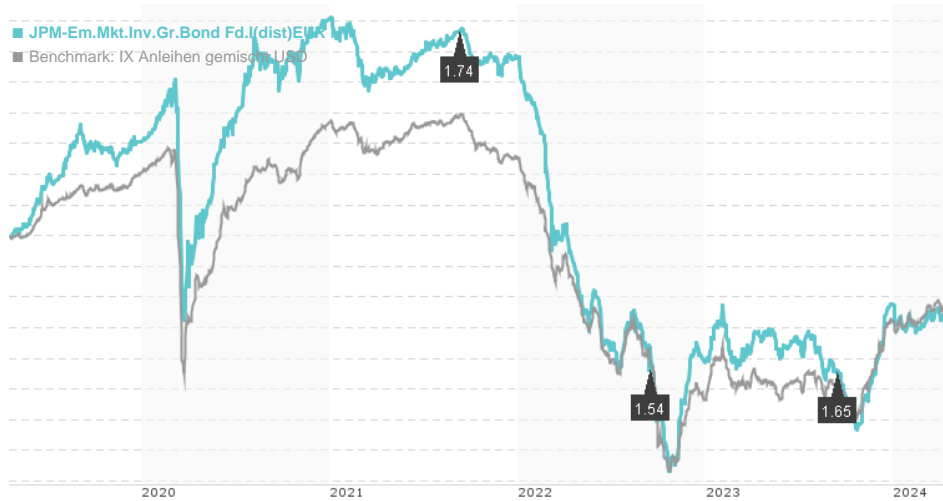


JPM-Em.Mkt.Inv.Gr.Bond Fd.I(dist)EUR H / LU0562247261 / A1C9QZ / JPMorgan AM (EU)

| Last 04/18/2024 ¹ | Region | Branch | Type of yield | Type |
|------------------------------|------------------|--------------|-----------------|-------------------|
| 54.50 EUR | Emerging Markets | Bonds: Mixed | paying dividend | Fixed-Income Fund |



Risk key figures

SRI 1 2 3 4 5 6 7

Mountain-View Funds Rating²EDA³ 78

Yearly Performance

| | |
|------|---------|
| 2023 | +4.09% |
| 2022 | -17.81% |
| 2021 | -2.16% |
| 2020 | +7.58% |
| 2019 | +11.38% |

| Master data | | Conditions | | Other figures | |
|---------------------|---|------------------------|------------|---|-------------------|
| Fund type | Single fund | Issue surcharge | 0.00% | Minimum investment | USD 10,000,000.00 |
| Category | Bonds | Planned administr. fee | 0.00% | Savings plan | - |
| Sub category | Bonds: Mixed | Deposit fees | 0.00% | UCITS / OGAW | Yes |
| Fund domicile | Luxembourg | Redemption charge | 0.00% | Performance fee | 0.00% |
| Tranch volume | (04/18/2024) USD 28.50 mill. | Ongoing charges | - | Redeployment fee | 0.00% |
| Total volume | (04/18/2024) USD 463.64 mill. | Dividends | | Investment company | |
| Launch date | 3/21/2013 | 13.09.2023 | 1.65 EUR | JPMorgan AM (EU) PO Box 275, 2012, Luxembourg Luxembourg https://www.jpmorganassetmanagement.de | |
| KESr report funds | No | 14.09.2022 | 1.54 EUR | | |
| Business year start | 01.07. | 09.09.2021 | 1.74 EUR | | |
| Sustainability type | - | 10.09.2020 | 2.40 EUR | | |
| Fund manager | Pierre-Yves Bareau, Scott McKee, Emil Babayev | | 05.09.2019 | 2.43 EUR | |

| Performance | 1M | 6M | YTD | 1Y | 2Y | 3Y | 5Y | Since start |
|------------------|--------|--------|--------|--------|---------|---------|---------|-------------|
| Performance | -1.18% | +6.13% | -2.26% | +0.04% | -5.05% | -15.81% | -6.52% | -6.70% |
| Performance p.a. | - | - | - | +0.04% | -2.56% | -5.58% | -1.34% | -0.91% |
| Sharpe ratio | -4.10 | 1.96 | -3.04 | -0.90 | -1.20 | -1.87 | -0.90 | -0.93 |
| Volatility | 4.13% | 4.48% | 3.75% | 4.28% | 5.40% | 5.07% | 5.85% | 5.15% |
| Worst month | - | -2.04% | -2.01% | -2.36% | -5.98% | -5.98% | -8.20% | -8.20% |
| Best month | - | 4.43% | 4.09% | 4.43% | 6.06% | 6.06% | 6.06% | 6.06% |
| Maximum loss | -2.19% | -2.47% | -2.40% | -7.00% | -13.87% | -25.39% | -25.84% | - |

Distribution permission

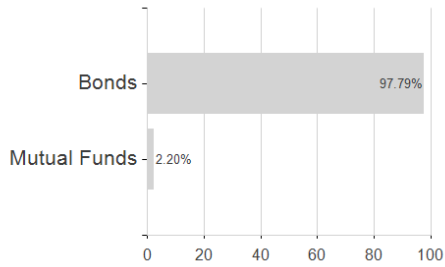
Austria, Germany, Switzerland, Luxembourg

¹ Important note on update status: The displayed date refers exclusively to the calculation of the NAV.² The Mountain-View Data Fund Rating calculates a comparative ranking for funds using yield, volatility and trend data. For more information visit [MVD Funds Rating](#)³ Displays the Ethical-Dynamical Ratio calculated according to standard criteria. The maximum value is 100. For more information visit [EDA](#)


JPM-Em.Mkt.Inv.Gr.Bond Fd.I(dist)EUR H / LU0562247261 / A1C9QZ / JPMorgan AM (EU)

Assessment Structure

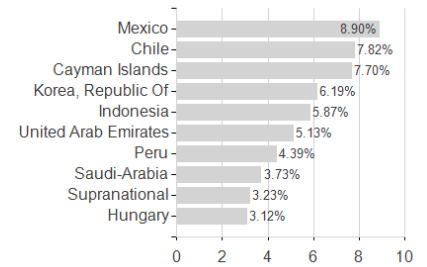
Assets



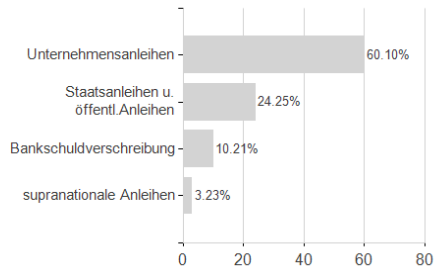
Largest positions



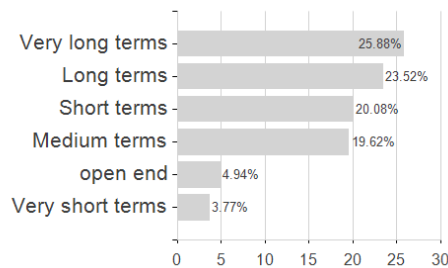
Countries



Issuer



Duration



Currencies

