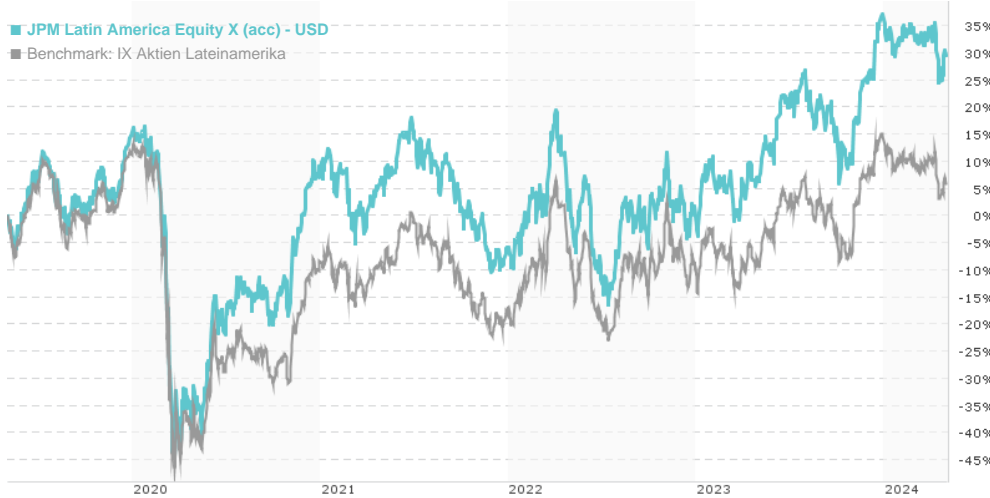


JPM Latin America Equity X (acc) - USD / LU0143836624 / 541483 / JPMorgan AM (EU)

Last 04/30/2024 ¹	Region	Branch	Type of yield	Type
51.32 USD	Latin America	Mixed Sectors	reinvestment	Equity Fund

■ JPM Latin America Equity X (acc) - USD
■ Benchmark: IX Aktien Lateinamerika



Risk key figures

SRI 1 2 3 4 5 6 7

Mountain-View Funds Rating²

▲ ▲ ▲ ▲ ▲ ▲

EDA³

82

Yearly Performance

2023	+34.51%
2022	+8.15%
2021	-13.69%
2020	-4.86%
2019	+27.31%

Master data		Conditions		Other figures	
Fund type	Single fund	Issue surcharge	0.00%	Minimum investment	UNT 0
Category	Equity	Planned administr. fee	0.00%	Savings plan	-
Sub category	Mixed Sectors	Deposit fees	0.00%	UCITS / OGAW	Yes
Fund domicile	Luxembourg	Redemption charge	0.00%	Performance fee	0.00%
Tranch volume	(04/30/2024) USD 54.46 mill.	Ongoing charges	-	Redeployment fee	0.00%
Total volume	(04/30/2024) USD 535.47 mill.	Dividends		Investment company	
Launch date	11/9/2004	JPMorgan AM (EU)			
KES ¹ report funds	No	PO Box 275, 2012, Luxembourg			
Business year start	01.07.	Luxembourg			
Sustainability type	-	https://www.jpmorganassetmanagement.de			
Fund manager	Luis Carrillo, Rachel Rodrigues				

Performance	1M	6M	YTD	1Y	2Y	3Y	5Y	Since start
Performance	-2.38%	+17.46%	-5.47%	+21.12%	+29.79%	+21.93%	+30.29%	+413.20%
Performance p.a.	-	-	-	+21.19%	+13.95%	+6.83%	+5.43%	+8.76%
Sharpe ratio	-1.43	1.89	-1.30	0.93	0.44	0.13	0.06	0.17
Volatility	21.50%	18.16%	15.12%	18.69%	23.02%	22.84%	29.05%	28.57%
Worst month	-	-5.86%	-3.77%	-5.86%	-17.11%	-17.11%	-33.60%	-33.60%
Best month	-	13.76%	9.99%	13.76%	13.76%	15.28%	22.91%	22.91%
Maximum loss	-8.03%	-9.10%	-8.03%	-16.39%	-22.10%	-30.01%	-51.98%	-

Distribution permission

Austria, Germany, Switzerland, Luxembourg

¹ Important note on update status: The displayed date refers exclusively to the calculation of the NAV.

² The Mountain-View Data Fund Rating calculates a comparative ranking for funds using yield, volatility and trend data. For more information visit [MVD Funds Rating](#)

³ Displays the Ethical-Dynamical Ratio calculated according to standard criteria. The maximum value is 100. For more information visit [EDA](#)

JPM Latin America Equity X (acc) - USD / LU0143836624 / 541483 / JPMorgan AM (EU)

Investment strategy

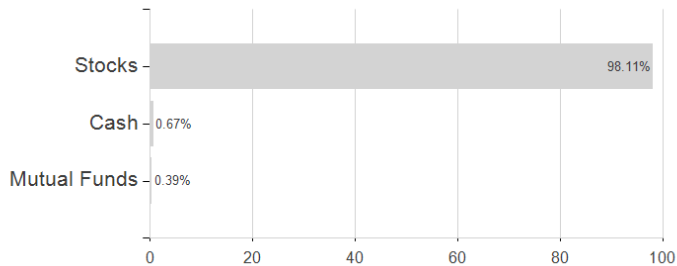
At least 67% of assets invested in equities of companies that are domiciled, or carrying out the main part of their economic activity, in a Latin American country. The Sub-Fund may have significant positions in specific sectors or markets from time to time. Up to 20% of net assets in Ancillary Liquid Assets and up to 20% of assets in Deposits with Credit Institutions, money market instruments and money market funds for managing cash subscriptions and redemptions as well as current and exceptional payments. Up to 100% of net assets in Ancillary Liquid Assets for defensive purposes on a temporary basis, if justified by exceptionally unfavourable market conditions.

Investment goal

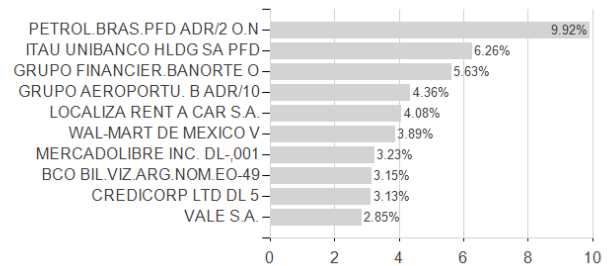
To provide long-term capital growth by investing primarily in Latin American companies.

Assessment Structure

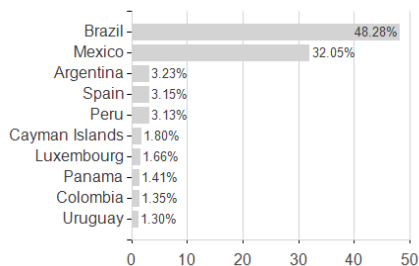
Assets



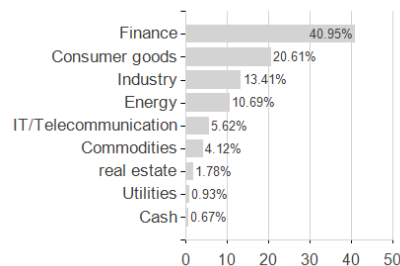
Largest positions



Countries



Branches



Currencies

