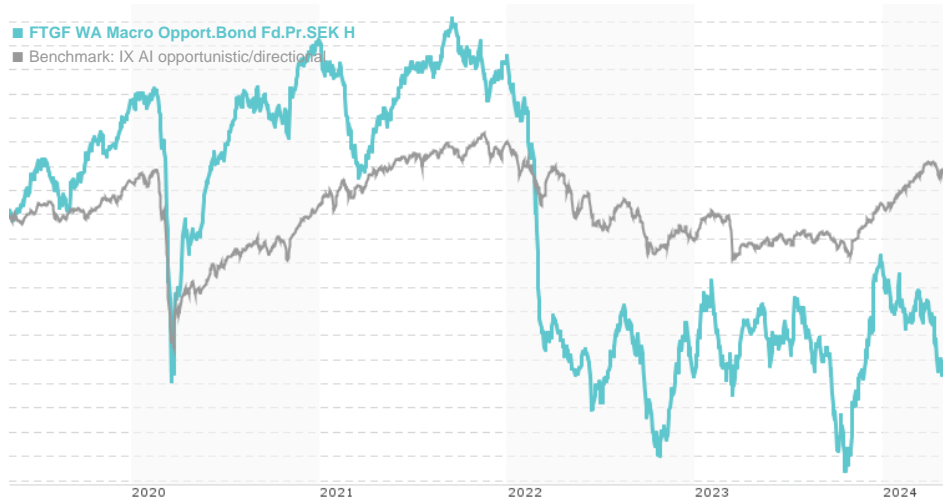


FTGF WA Macro Opport.Bond Fd.Pr.SEK H / IE00BSNLSX48 / A12FDS / Franklin Templeton

Last 05/07/2024 ¹	Region	Branch	Type of yield	Type
99.72 SEK	Worldwide	AI Hedgefonds Single Strategy	reinvestment	Alternative Investm.



Risk key figures

SRI 1 2 **3** 4 5 6 7

Mountain-View Funds Rating² EDA³

- -

Yearly Performance

2023	+10.83%
2022	-23.43%
2021	-1.17%
2020	+4.82%
2019	+13.83%

Master data		Conditions		Other figures	
Fund type	Single fund	Issue surcharge	0.00%	Minimum investment	SEK 97,500,000.00
Category	Alternative Investments	Planned administr. fee	0.00%	Savings plan	-
Sub category	AI Hedgefonds Single Strategy	Deposit fees	0.00%	UCITS / OGAW	Yes
Fund domicile	Ireland	Redemption charge	0.00%	Performance fee	0.00%
Tranch volume	(05/07/2024) USD 0.000 mill.	Ongoing charges	-	Redeployment fee	0.00%
Total volume	(05/07/2024) USD 1,084.15 mill.	Dividends		Investment company	
Launch date	5/15/2015	Franklin Templeton			
KESr report funds	No	Schottenring 16, 2.OG, 1010, Wien			
Business year start	29.02.	Austria			
Sustainability type	-	https://www.franklintempleton.at			
Fund manager	Ken Leech, Chandran Prashant				

Performance	1M	6M	YTD	1Y	2Y	3Y	5Y	Since start
Performance	-0.88%	+6.02%	-6.24%	-2.05%	+3.13%	-17.27%	-10.25%	-1.98%
Performance p.a.	-	-	-	-2.05%	+1.56%	-6.12%	-2.14%	-0.25%
Sharpe ratio	-0.93	0.70	-1.80	-0.44	-0.18	-0.84	-0.54	-0.43
Volatility	15.41%	12.41%	11.61%	13.40%	12.92%	11.91%	11.08%	9.49%
Worst month	-	-6.53%	-6.53%	-6.87%	-7.32%	-9.31%	-11.02%	-11.02%
Best month	-	9.37%	8.90%	9.37%	9.37%	9.37%	9.37%	9.37%
Maximum loss	-5.20%	-10.26%	-8.73%	-15.42%	-16.78%	-32.29%	-32.29%	-

Distribution permission

Austria, Germany, Switzerland

¹ Important note on update status: The displayed date refers exclusively to the calculation of the NAV.

² The Mountain-View Data Fund Rating calculates a comparative ranking for funds using yield, volatility and trend data. For more information visit [MVD Funds Rating](#)

DISCLAIMER: The information on this page are for informational purposes only and should neither an offer to sell nor a solicitation for the purchase of the security or recommendation in favor of the security to be understood. baha GmbH assumes no liability despite thorough searches for the accuracy of the data.

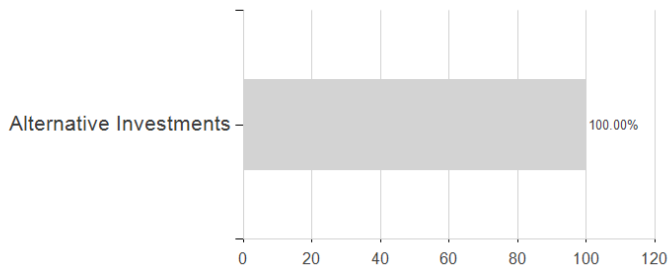
Funds data from: www.mountain-view.com. Fact Sheet created by: www.baha.com

FTGF WA Macro Opport.Bond Fd.Pr.SEK H / IE00BSNLSX48 / A12FDS / Franklin Templeton

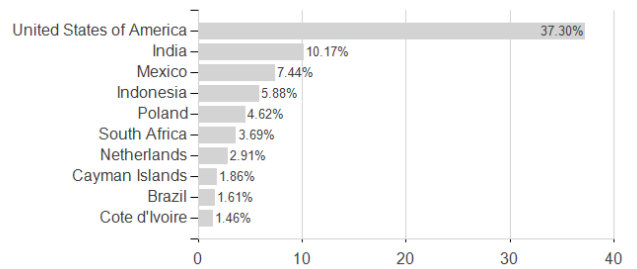
3 Displays the Ethical-Dynamical Ratio calculated according to standard criteria. The maximum value is 100. For more information visit [EDA](#)

Assessment Structure

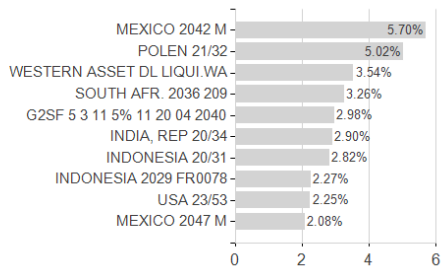
Assets



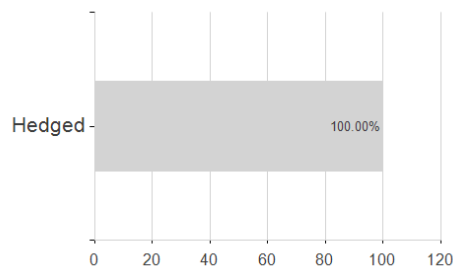
Countries



Largest positions



Currencies



Branches

