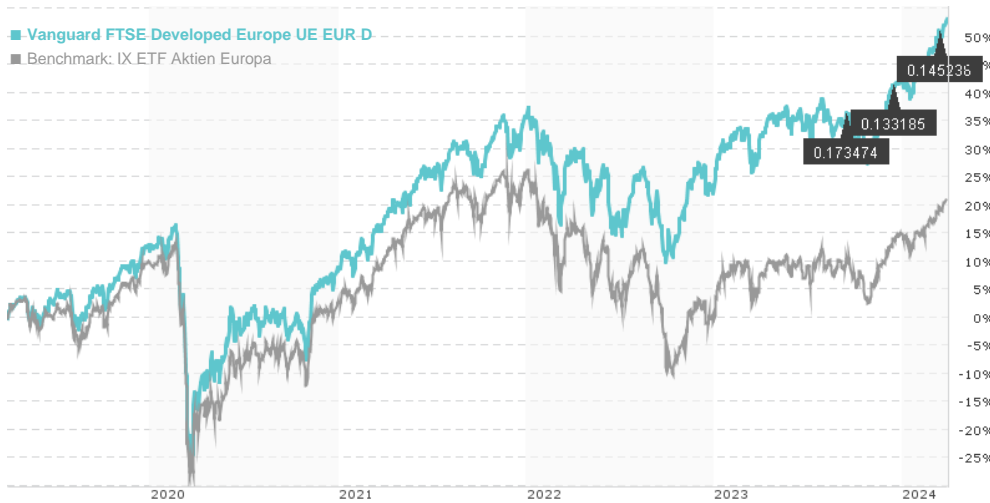


## Vanguard FTSE Developed Europe UE EUR D / IE00B945VV12 / A1T8FS / Vanguard Group (IE)

Last 03/28/2024 <sup>1</sup>	Region	Branch	Type of yield	Type
39.63 EUR	Europe	ETF Stocks	paying dividend	Alternative Investm.

■ Vanguard FTSE Developed Europe UE EUR D  
■ Benchmark: IX ETF Aktien Europa



### Risk key figures

SRI 1 2 3 4 5 6 7

Mountain-View Funds Rating<sup>2</sup>

EDA<sup>3</sup> 64

### Yearly Performance

2023	+16.51%
2022	-9.97%
2021	+25.20%
2020	-3.25%
2019	+26.44%

Master data		Conditions		Other figures	
Fund type	Single fund	Issue surcharge	0.00%	Minimum investment	UNT 1
Category	Equity	Planned administr. fee	0.00%	Savings plan	-
Sub category	ETF Stocks	Deposit fees	0.00%	UCITS / OGAW	Yes
Fund domicile	Ireland	Redemption charge	0.00%	Performance fee	0.00%
Tranch volume	(03/28/2024) USD 3,040.79 mill.	Ongoing charges	-	Redeployment fee	0.00%
Total volume	(03/28/2024) USD 3,578.71 mill.	Dividends		Investment company	
Launch date	5/21/2013	14.03.2024	0.15 EUR	Vanguard Group (IE) 30 Herbert Street, D02 W329, Dublin 2 Ireland <a href="https://www.vanguard.co.uk">https://www.vanguard.co.uk</a>	
KESr report funds	Yes	14.12.2023	0.13 EUR		
Business year start	01.07.	14.09.2023	0.17 EUR		
Sustainability type	-	15.06.2023	0.63 EUR		
		16.03.2023	0.17 EUR		

Fund manager	Vanguard Global Advisers, Europe Equity Index Team							
Performance	1M	6M	YTD	1Y	2Y	3Y	5Y	Since start
Performance	+4.05%	+15.25%	+7.63%	+19.08%	+19.99%	+31.12%	+55.16%	+119.39%
Performance p.a.	-	-	-	+19.03%	+9.53%	+9.45%	+9.17%	+7.50%
Sharpe ratio	9.16	3.25	4.14	1.54	0.42	0.39	0.30	0.22
Volatility	6.65%	8.98%	7.91%	9.87%	13.50%	14.27%	17.32%	16.03%
Worst month	-	-3.54%	1.46%	-3.54%	-7.89%	-7.89%	-14.51%	-14.51%
Best month	-	6.59%	4.04%	6.59%	7.64%	7.64%	14.02%	14.02%
Maximum loss	-0.62%	-5.24%	-2.20%	-8.34%	-15.59%	-20.17%	-35.39%	-

### Distribution permission

Austria, Germany, Switzerland

<sup>1</sup> Important note on update status: The displayed date refers exclusively to the calculation of the NAV.

<sup>2</sup> The Mountain-View Data Fund Rating calculates a comparative ranking for funds using yield, volatility and trend data. For more information visit [MVD Funds Rating](#)

<sup>3</sup> Displays the Ethical-Dynamical Ratio calculated according to standard criteria. The maximum value is 100. For more information visit [EDA](#)

## Vanguard FTSE Developed Europe UE EUR D / IE00B945VV12 / A1T8FS / Vanguard Group (IE)

### Investment strategy

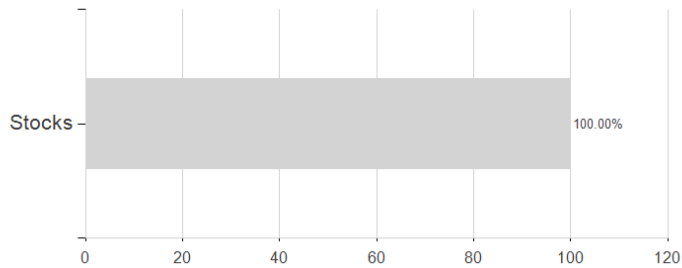
The Index is comprised of large and mid-sized company stocks in developed markets in Europe.

### Investment goal

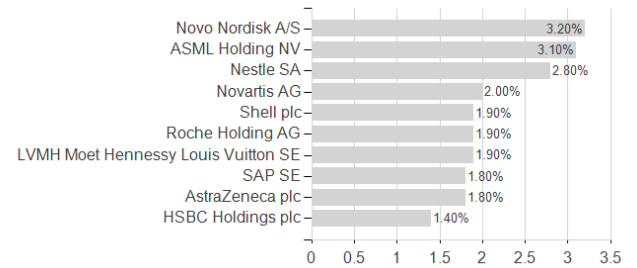
The Fund employs a passive management - or indexing - investment approach, through physical acquisition of securities, and seeks to track the performance of the FTSE Developed Europe Index (the "Index").

### Assessment Structure

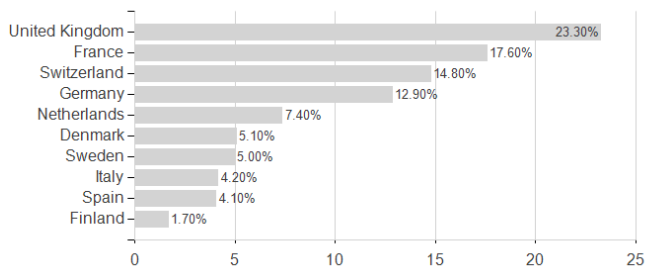
#### Assets



#### Largest positions



#### Countries



#### Branches

