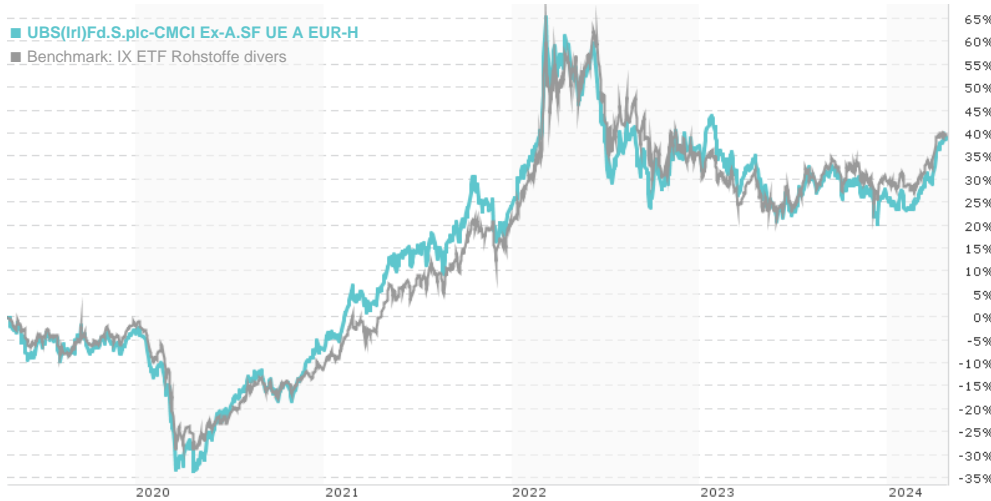


## UBS(Irl)Fd.S.plc-CMCI Ex-A.SF UE A EUR-H / IE00BYT5CV85 / A2AHR4 / UBS Fund M. (LU)

| Last 04/25/2024 <sup>1</sup> | Region    | Branch          | Type of yield | Type                 |
|------------------------------|-----------|-----------------|---------------|----------------------|
| 168.85 EUR                   | Worldwide | ETF Commodities | reinvestment  | Alternative Investm. |



## Risk key figures

SRI 1 2 3 4 5 6 7

Mountain-View Funds Rating<sup>2</sup> EDA<sup>3</sup>

- -

## Yearly Performance

|      |         |
|------|---------|
| 2023 | -8.19%  |
| 2022 | +11.09% |
| 2021 | +32.96% |
| 2020 | -3.41%  |
| 2019 | +7.41%  |

| Master data         |                               | Conditions  |       | Other figures      |       |
|---------------------|-------------------------------|---|-------|--------------------|-------|
| Fund type           | Single fund                   | Issue surcharge                                       | 0.00% | Minimum investment | UNT 1 |
| Category            | Special Type                  | Planned administr. fee                                | 0.00% | Savings plan       | -     |
| Sub category        | ETF Commodities               | Deposit fees  | 0.00% | UCITS / OGAW       | Yes   |
| Fund domicile       | Ireland                       | Redemption charge                                     | 0.00% | Performance fee    | 0.00% |
| Tranch volume       | (04/25/2024) USD 10.32 mill.  | Ongoing charges                                       | -     | Redeployment fee   | 0.00% |
| Total volume        | (04/25/2024) USD 211.40 mill. | Dividends   |       | Investment company |       |
| Launch date         | 5/4/2016                      | UBS Fund M. (LU)                                      |       |                    |       |
| KESr report funds   | Yes                           | 33A avenue J.F. Kennedy, 1855, Luxembourg             |       |                    |       |
| Business year start | 01.07.                        | Luxembourg  |       |                    |       |
| Sustainability type | -                             | <a href="https://www.ubs.com">https://www.ubs.com</a> |       |                    |       |
| Fund manager        | -                             |   |       |                    |       |

| Performance      | 1M     | 6M     | YTD     | 1Y     | 2Y      | 3Y      | 5Y      | Since start |
|------------------|--------|--------|---------|--------|---------|---------|---------|-------------|
| Performance      | +6.95% | +7.35% | +10.29% | +7.25% | -8.53%  | +29.47% | +38.20% | +59.52%     |
| Performance p.a. | -      | -      | -       | +7.23% | -4.35%  | +8.99%  | +6.68%  | +6.42%      |
| Sharpe ratio     | 11.95  | 1.00   | 3.39    | 0.28   | -0.51   | 0.29    | 0.16    | 0.16        |
| Volatility       | 9.77%  | 11.43% | 9.73%   | 12.21% | 16.27%  | 17.44%  | 17.62%  | 16.11%      |
| Worst month      | -      | -2.02% | -0.44%  | -7.09% | -10.23% | -10.23% | -16.17% | -16.17%     |
| Best month       | -      | 6.61%  | 6.61%   | 7.70%  | 7.70%   | 10.15%  | 10.15%  | 10.15%      |
| Maximum loss     | -0.96% | -7.89% | -3.30%  | -9.65% | -24.73% | -27.19% | -33.99% | -           |

## Distribution permission

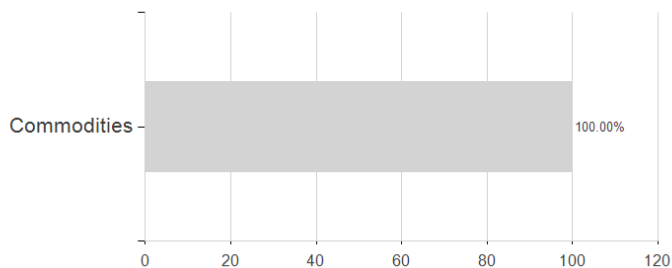
Austria, Germany

<sup>1</sup> Important note on update status: The displayed date refers exclusively to the calculation of the NAV.<sup>2</sup> The Mountain-View Data Fund Rating calculates a comparative ranking for funds using yield, volatility and trend data. For more information visit [MVD Funds Rating](#)<sup>3</sup> Displays the Ethical-Dynamical Ratio calculated according to standard criteria. The maximum value is 100. For more information visit [EDA](#)

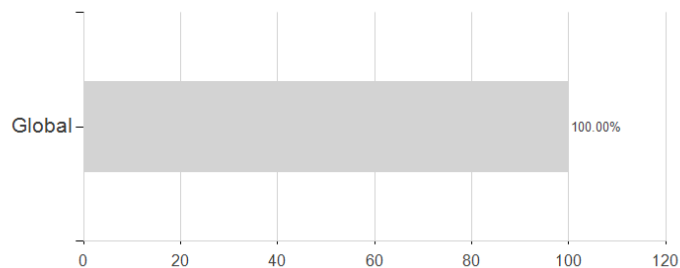
UBS(Irl)Fd.S.plc-CMCI Ex-A.SF UE A EUR-H / IE00BYT5CV85 / A2AHR4 / UBS Fund M. (LU)

Assessment Structure

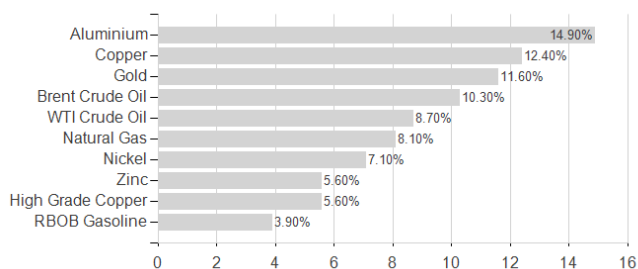
Assets



Countries



Largest positions



Branches

