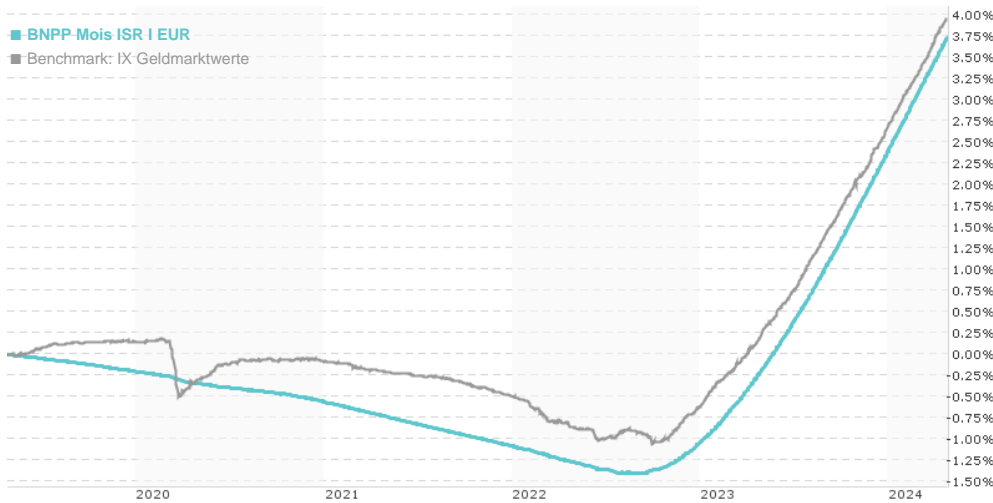


## BNPP Mois ISR I EUR / FR0007009808 / A0NDKY / BNP PARIBAS AM Eur.

Last 04/25/2024 <sup>1</sup>	Region	Branch	Type of yield	Type
23861.35 EUR	Worldwide	Money Market Securities	reinvestment	Money Market Fund

■ BNPP Mois ISR I EUR  
■ Benchmark: IX Geldmarktwerte



## Risk key figures

SRI 1 2 3 4 5 6 7

Mountain-View Funds Rating<sup>2</sup>EDA<sup>3</sup>

## Yearly Performance

2023	+3.44%
2022	+0.02%
2021	-0.52%
2020	-0.36%
2019	-0.29%

Master data		Conditions		Other figures	
Fund type	Single fund	Issue surcharge	0.50%	Minimum investment	UNT 1
Category	Money Market	Planned administr. fee	0.00%	Savings plan	-
Sub category	Money Market Securities	Deposit fees	0.00%	UCITS / OGAW	Yes
Fund domicile	France	Redemption charge	0.00%	Performance fee	0.00%
Tranch volume	(04/25/2024) EUR 13,211.76 mill.	Ongoing charges	-	Redeployment fee	0.00%
Total volume	(04/25/2024) EUR 26,652.47 mill.	Dividends		Investment company	
Launch date	4/10/1997			BNP PARIBAS AM Eur.	
KESt report funds	Yes			14 rue Bergère, 75009, Paris	
Business year start	01.01.			France	
Sustainability type	Ethics/ecology			<a href="https://www.bnpparibas-am.com">https://www.bnpparibas-am.com</a>	
Fund manager	Eric Doisteau				

Performance	1M	6M	YTD	1Y	2Y	3Y	5Y	Since start
Performance	+0.35%	+2.09%	+1.36%	+3.98%	+5.06%	+4.49%	+3.74%	+56.49%
Performance p.a.	-	-	-	+3.97%	+2.50%	+1.48%	+0.74%	+1.67%
Sharpe ratio	1.42	1.72	2.31	0.50	-7.09	-12.81	-19.80	-12.91
Volatility	0.23%	0.21%	0.21%	0.20%	0.19%	0.19%	0.16%	0.17%
Worst month	-	0.30%	0.30%	0.23%	-0.05%	-0.06%	-0.06%	-0.06%
Best month	-	0.39%	0.39%	0.39%	0.39%	0.39%	0.39%	0.46%
Maximum loss	0.00%	0.00%	0.00%	0.00%	-0.15%	-0.69%	-1.41%	-

## Distribution permission

Austria, Germany

<sup>1</sup> Important note on update status: The displayed date refers exclusively to the calculation of the NAV.

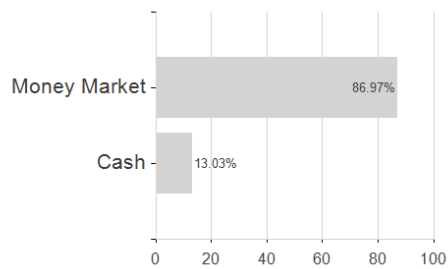
## BNPP Mois ISR I EUR / FR0007009808 / A0NDKY / BNP PARIBAS AM Eur.

2 The Mountain-View Data Fund Rating calculates a comparative ranking for funds using yield, volatility and trend data. For more information visit [MVD Funds Rating](#)

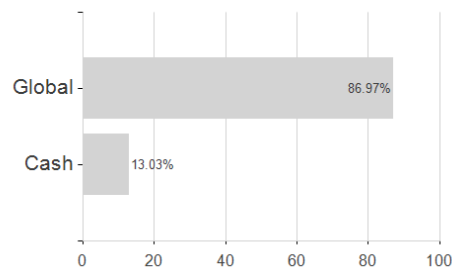
3 Displays the Ethical-Dynamical Ratio calculated according to standard criteria. The maximum value is 100. For more information visit [EDA](#)

### Assessment Structure

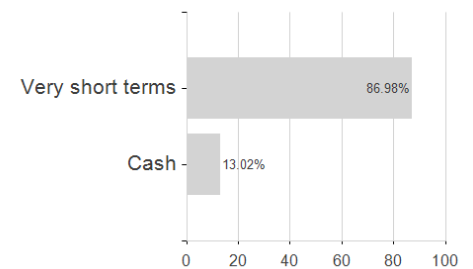
#### Assets



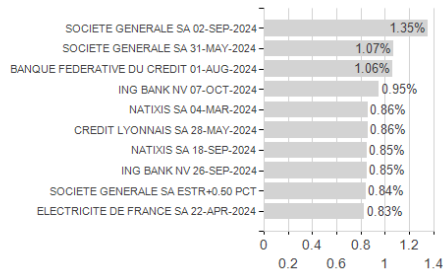
#### Countries



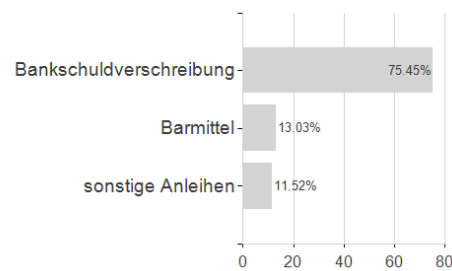
#### Duration



#### Largest positions



#### Issuer



#### Rating

