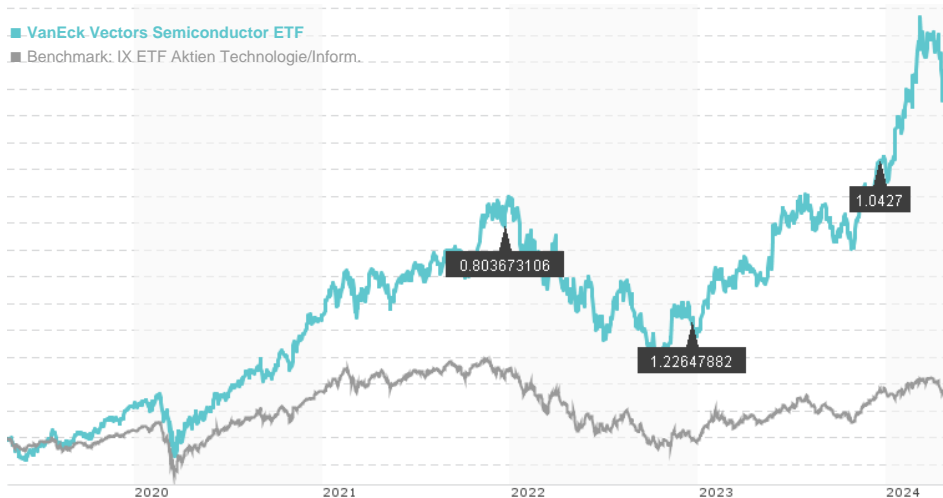


VanEck Vectors Semiconductor ETF / US92189F6768 / A2AHNW / Van Eck Associates

Last 04/25/2024 ¹	Country	Branch	Type of yield	Type
212.18 USD	United States of America	ETF Stocks	paying dividend	Alternative Investm.



Risk key figures

SRI 1 2 3 4 5 6 7

Mountain-View Funds Rating²



EDA³

78

Yearly Performance

2023	+69.55%
2022	-33.48%
2021	+42.24%
2020	+55.30%
2019	+65.46%

Master data		Conditions		Other figures	
Fund type	Single fund	Issue surcharge	0.00%	Minimum investment	UNT 1
Category	Equity	Planned administr. fee	0.00%	Savings plan	-
Sub category	ETF Stocks	Deposit fees	0.00%	UCITS / OGAW	-
Fund domicile	United States of America	Redemption charge	0.00%	Performance fee	0.00%
Tranch volume	-	Ongoing charges	-	Redeployment fee	0.00%
Total volume	(04/25/2024) USD 17,842.90 mill.	Dividends		Investment company	
Launch date	12/20/2011	18.12.2023	1.04 USD	Van Eck Associates Lindleystraße 11, 60314, Frankfurt am Main Germany https://www.vaneck.com	
KESr report funds	No	19.12.2022	1.23 USD		
Business year start	01.10.	20.12.2021	0.80 USD		
Sustainability type	-	21.12.2020	0.77 USD		
Fund manager	Peter H. Liao, Guo Hua (Jason) Jin	23.12.2019	1.08 USD		

Performance	1M	6M	YTD	1Y	2Y	3Y	5Y	Since start
Performance	-6.57%	+54.00%	+21.36%	+74.76%	+77.16%	+67.69%	+263.36%	+525.31%
Performance p.a.	-	-	-	+74.49%	+33.05%	+18.81%	+29.40%	+28.14%
Sharpe ratio	-2.02	4.72	2.63	2.54	0.87	0.46	0.73	0.77
Volatility	29.13%	28.34%	31.12%	27.94%	33.52%	32.81%	35.03%	31.49%
Worst month	-	-5.71%	-5.71%	-7.17%	-16.60%	-16.60%	-16.60%	-16.60%
Best month	-	15.47%	13.99%	15.47%	20.29%	20.29%	20.29%	20.29%
Maximum loss	-12.66%	-15.00%	-15.00%	-15.00%	-30.51%	-45.33%	-45.33%	-

¹ Important note on update status: The displayed date refers exclusively to the calculation of the NAV.

² The Mountain-View Data Fund Rating calculates a comparative ranking for funds using yield, volatility and trend data. For more information visit [MVD Funds Rating](#)

³ Displays the Ethical-Dynamical Ratio calculated according to standard criteria. The maximum value is 100. For more information visit [EDA](#)

VanEck Vectors Semiconductor ETF / US92189F6768 / A2AHNW / Van Eck Associates

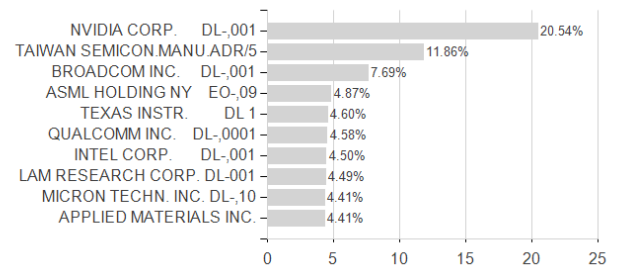
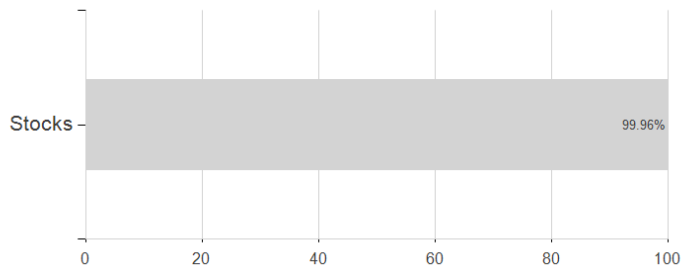
Investment goal

VanEck Vectors Semiconductor ETF (SMH) seeks to replicate as closely as possible, before fees and expenses, the price and yield performance of the MVIS US Listed Semiconductor 25 Index (MVS MHTR), which is intended to track the overall performance of companies involved in semiconductor production and equipment.

Assessment Structure

Assets

Largest positions



Countries

Branches

Currencies

