

**Lyxor S&P 500 UE DhEUR-D. / LU0959211243 / LYX0RE / Amundi Asset Mgmt.**

Last 05/26/2023 <sup>1</sup> <b>216.03 EUR</b>	Country United States of America	Branch ETF Stocks	Type of yield paying dividend	Type Alternative Investm.
---	-------------------------------------	----------------------	----------------------------------	------------------------------



**Risk key figures**

SRRRI	1	2	3	4	5	<b>6</b>	7
-------	---	---	---	---	---	----------	---

Mountain-View Funds Rating	EDA <sup>2</sup>
▲ ▲ ▲ ▲ ▲ ▲	-

**Yearly Performance**

2022	-20.58%
2021	+27.30%
2020	+15.70%
2019	+27.09%
2018	-7.48%

Master data		Conditions		Other figures	
-------------	--	------------	--	---------------	--

Fund type	Single fund	Issue surcharge	0.00%	Minimum investment	UNT 1
Category	Equity	Planned administr. fee	0.00%	Savings plan	Yes
Sub category	ETF Stocks	Deposit fees	0.00%	UCITS / OGAW	Yes
Fund domicile	Luxembourg	Redemption charge	0.00%	Performance fee	0.00%
Tranch volume	(05/26/2023) EUR 631,67 Mio.	Ongoing charges	(12/31/2021) 0.09%	Redeployment fee	0.00%
Total volume	(03/31/2023) EUR 6.904,51 Mio.	<b>Dividends</b>		<b>Investment company</b>	
Launch date	8/19/2013	07.12.2022	2.25 EUR	Amundi Asset Mgmt.	
KESr report funds	Yes	06.07.2022	1.81 EUR	90 boulevard Pasteur, 75015, Paris	
Business year start	01.01.	08.12.2021	1.31 EUR	France	
Sustainability type	-	07.07.2021	1.54 EUR	https://www.amundi.fr/	
Fund manager	-	09.12.2020	1.19 EUR		

Performance	1M	6M	YTD	1Y	2Y	3Y	5Y	Since start
Performance	+3.68%	+5.37%	+8.90%	+1.72%	-1.66%	+37.01%	+49.65%	+76.22%
Performance p.a.	-	-	-	+1.72%	-0.83%	+11.07%	+8.41%	+9.32%
Sharpe ratio	3.60	0.49	1.39	-0.08	-0.22	0.41	0.23	0.30
Volatility	14.38%	15.96%	14.99%	20.80%	19.28%	18.54%	21.33%	19.58%
Worst month	-	-5.92%	-5.92%	-9.62%	-9.62%	-9.62%	-12.14%	-12.14%
Best month	-	5.96%	5.96%	9.20%	9.20%	10.75%	12.87%	12.87%
Maximum loss	-2.63%	-7.83%	-7.83%	-17.43%	-26.14%	-26.14%	-33.89%	-
Outperformance	-	-	-4.62%	-5.98%	+3.62%	+0.03%	-	-

**Distribution permission**

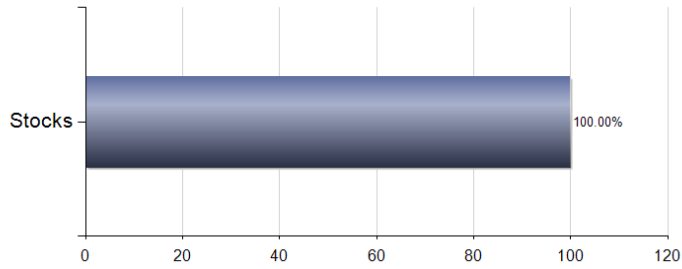
Austria, Germany, Switzerland

<sup>1</sup> Important note on update status: The displayed date refers exclusively to the calculation of the NAV.  
<sup>2</sup> Displays the Ethical-Dynamical Ratio calculated according to standard criteria. The maximum value is 100. For more information visit <http://www.mountain-view.com/MVD-Fonds-Rating.pdf>

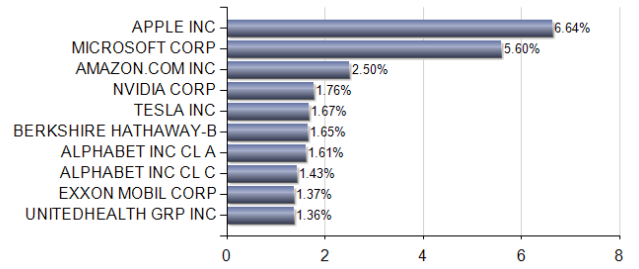
**Lyxor S&P 500 UE DHtEUR-D. / LU0959211243 / LYX0RE / Amundi Asset Mgmt.**

**Assessment Structure**

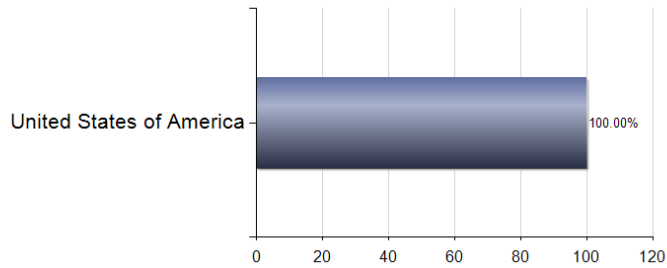
**Assets**



**Largest positions**



**Countries**



**Branches**

