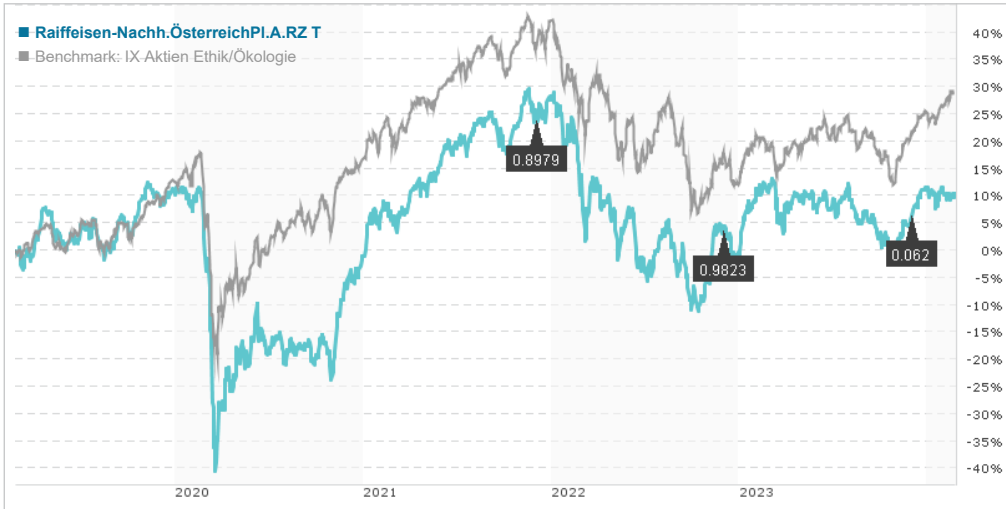


**Raiffeisen-Nachh.ÖsterreichPI.A.RZ T / AT000A1TMH8 / 0A1TMH / Raiffeisen KAG**

Last 02/23/2024 <sup>1</sup> <b>119.45 EUR</b>	Region Europe	Branch Sector Ecology/Ethics	Type of yield reinvestment	Type Equity Fund
---	------------------	---------------------------------	-------------------------------	---------------------



**Risk key figures**

SRRRI	1	2	3	4	5	<b>6</b>	7
-------	---	---	---	---	---	----------	---

Mountain-View Funds Rating	EDA <sup>2</sup>
▲ ▲ ▲ ▲ ▲ ▲	98

**Yearly Performance**

2023	+11.50%
2022	-21.86%
2021	+28.80%
2020	-10.14%
2019	+23.89%

Master data		Conditions		Other figures	
Fund type	Single fund	Issue surcharge	4.00%	Minimum investment	UNT 0
Category	Equity	Planned administr. fee	0.00%	Savings plan	-
Sub category	Sector Ecology/Ethics	Deposit fees	0.00%	UCITS / OGAW	Yes
Fund domicile	Austria	Redemption charge	0.00%	Performance fee	0.00%
Tranch volume	(02/23/2024) EUR 18,68 Mio.	Ongoing charges	-	Redeployment fee	0.00%
Total volume	(02/23/2024) EUR 137,68 Mio.	Dividends		Investment company	
Launch date	3/1/2017	01.12.2023	0.06 EUR	Raiffeisen KAG	
KEST report funds	Yes	01.12.2022	0.98 EUR	Mooslackengasse 12, 1190, Wien	
Business year start	01.10.	01.12.2021	0.90 EUR	Austria	
Sustainability type	Ethics/ecology	02.12.2019	0.23 EUR	https://www.rcm.at	
Fund manager	TEAM	03.12.2018	3.25 EUR		

Performance	1M	6M	YTD	1Y	2Y	3Y	5Y	Since start
Performance	+1.15%	+4.54%	-0.63%	-0.48%	-4.53%	+3.51%	+10.55%	+25.44%
Performance p.a.	-	-	-	-0.48%	-2.29%	+1.16%	+2.03%	+3.30%
Sharpe ratio	1.14	0.48	-0.84	-0.35	-0.37	-0.17	-0.10	-0.04
Volatility	9.22%	11.01%	9.86%	12.68%	16.81%	15.95%	19.47%	17.82%
Worst month	-	-4.20%	-0.93%	-4.20%	-9.83%	-9.83%	-27.47%	-27.47%
Best month	-	7.51%	5.14%	7.51%	9.40%	9.40%	24.26%	24.26%
Maximum loss	-2.12%	-8.84%	-3.49%	-13.65%	-23.11%	-31.36%	-47.09%	-
Outperformance	-	-	10.79%	+9.73%	+12.09%	+10.48%	-	-

**Distribution permission**

Austria, Germany

<sup>1</sup> Important note on update status: The displayed date refers exclusively to the calculation of the NAV.  
<sup>2</sup> Displays the Ethical-Dynamical Ratio calculated according to standard criteria. The maximum value is 100. For more information visit <http://www.mountain-view.com/MVD-Fonds-Rating.pdf>

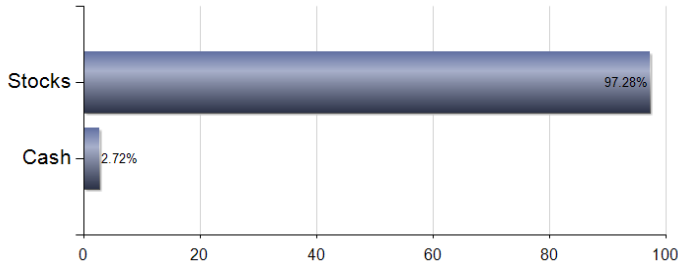
**Raiffeisen-Nachh.ÖsterreichPI.A.RZ T / AT000A1TMH8 / 0A1TMH / Raiffeisen KAG**

**Investment goal**

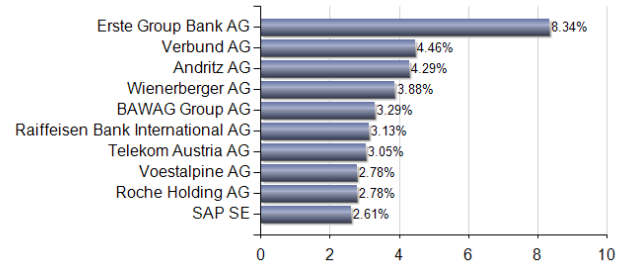
Investment is focused on companies included in the ATX index. The selection of stocks takes place on the basis of in-depth corporate analysis. There is no currency risk, but investors do have to expect higher fluctuations in asset prices.

**Assessment Structure**

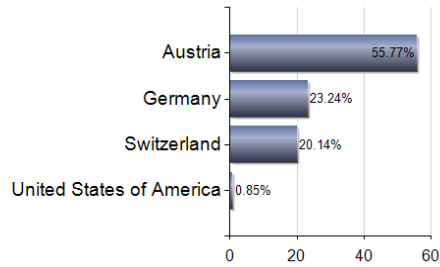
**Assets**



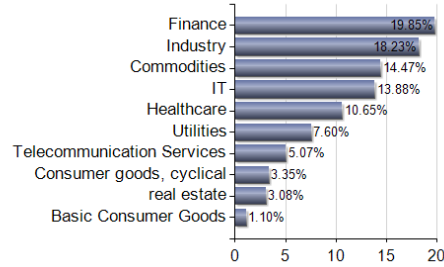
**Largest positions**



**Countries**



**Branches**



**Currencies**

