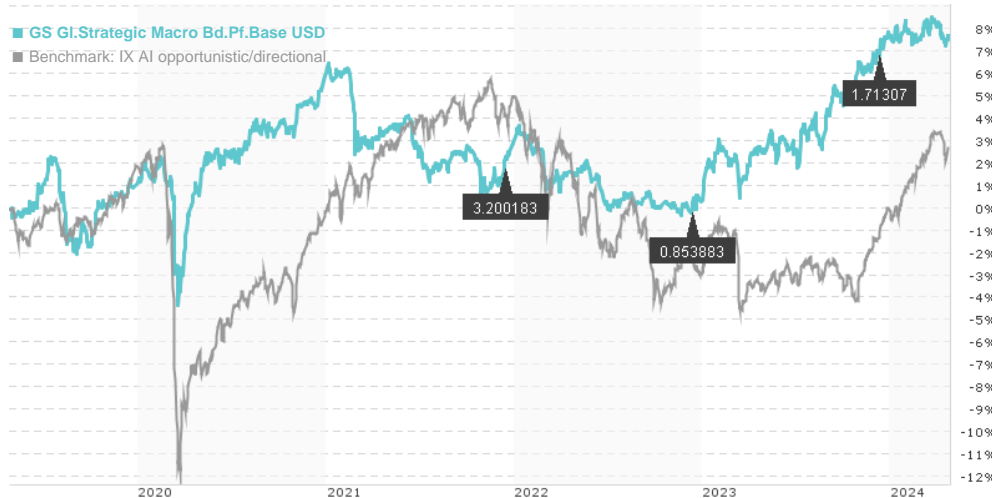


**GS GI.Strategic Macro Bd.Pf.Base USD / LU1111995319 / A12EB3 / Goldman Sachs AM BV**

Last 04/24/2024 <sup>1</sup>	Region	Branch	Type of yield	Type
<b>94.25 USD</b>	Worldwide	AI Hedgefonds Single Strategy	paying dividend	Alternative Investm.



**Risk key figures**

SRI	1	2	3	4	5	6	7
-----	---	---	---	---	---	---	---

Mountain-View Funds Rating <sup>2</sup>	EDA <sup>3</sup>
---	------------------

-

**Yearly Performance**

2023	+7.48%
2022	-2.50%
2021	-2.94%
2020	+4.81%
2019	+4.25%

Master data		Conditions		Other figures	
Fund type	Single fund	Issue surcharge	5.50%	Minimum investment	USD 5,000.00
Category	Alternative Investments	Planned administr. fee	0.00%	Savings plan	-
Sub category	AI Hedgefonds Single Strategy	Deposit fees	0.00%	UCITS / OGAW	Yes
Fund domicile	Luxembourg	Redemption charge	0.00%	Performance fee	15.00%
Tranch volume	(04/24/2024) USD 0.654 mill.	Ongoing charges	-	Redeployment fee	0.00%
Total volume	(04/24/2024) USD 171.33 mill.	Dividends		Investment company	
Launch date	10/22/2014	11.12.2023	1.71 USD	Goldman Sachs AM BV Schenkkade 65, 2509, LL Den Haag Netherlands www.gsam.com	
KESr report funds	Yes	12.12.2022	0.85 USD		
Business year start	01.12.	13.12.2021	3.20 USD		
Sustainability type	-	14.12.2020	3.29 USD		
Fund manager	Sophia Ferguson	09.12.2019	2.25 USD		

Performance	1M	6M	YTD	1Y	2Y	3Y	5Y	Since start
Performance	-0.66%	+2.34%	-0.14%	+4.82%	+6.00%	+4.06%	+7.71%	+7.41%
Performance p.a.	-	-	-	+4.81%	+2.96%	+1.34%	+1.50%	+1.01%
Sharpe ratio	-4.93	0.30	-1.58	0.29	-0.32	-0.85	-0.69	-0.85
Volatility	2.37%	2.89%	2.74%	3.23%	2.91%	2.99%	3.46%	3.38%
Worst month	-	-0.72%	-0.72%	-0.72%	-0.92%	-2.20%	-3.44%	-3.44%
Best month	-	1.09%	1.00%	1.16%	2.11%	2.11%	3.06%	3.06%
Maximum loss	-1.09%	-1.18%	-1.18%	-1.62%	-2.54%	-4.27%	-6.48%	-

**Distribution permission**

Austria, Germany, Switzerland, Luxembourg

<sup>1</sup> Important note on update status: The displayed date refers exclusively to the calculation of the NAV.

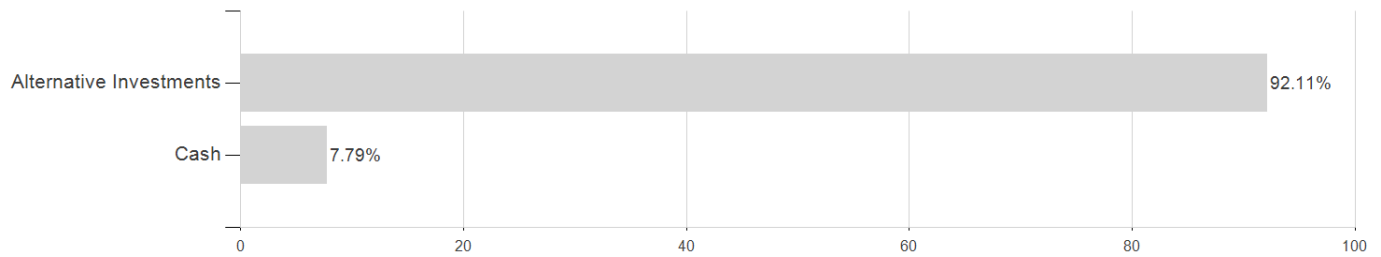
<sup>2</sup> The Mountain-View Data Fund Rating calculates a comparative ranking for funds using yield, volatility and trend data. For more information visit [MVD Funds Rating](#)

<sup>3</sup> Displays the Ethical-Dynamical Ratio calculated according to standard criteria. The maximum value is 100. For more information visit [EDA](#)

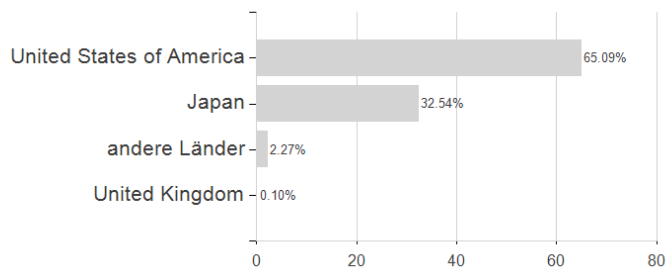
**GS GI.Strategic Macro Bd.Pf.Base USD / LU1111995319 / A12EB3 / Goldman Sachs AM BV**

Assessment Structure

Assets



Countries



Issuer

