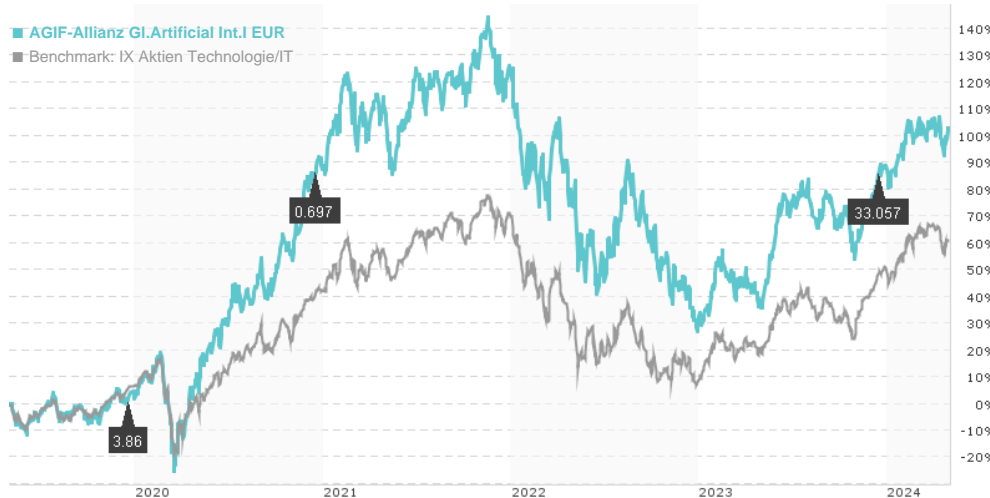


## AGIF-Allianz GI.Artificial Int.I EUR / LU1548496451 / A2DKAK / Allianz GI.Investors

Last 04/30/2024 <sup>1</sup>	Region	Branch	Type of yield	Type
2767.15 EUR	Worldwide	Sector Technology	paying dividend	Equity Fund



### Risk key figures

SRI 1 2 3 4 5 6 7

Mountain-View Funds Rating<sup>2</sup> EDA<sup>3</sup>

▲▲▲▲▲▲ 82

### Yearly Performance

2023	+44.59%
2022	-41.56%
2021	+18.53%
2020	+84.72%
2019	+32.84%

Master data		Conditions		Other figures	
Fund type	Single fund	Issue surcharge	2.00%	Minimum investment	EUR 4,000,000.00
Category	Equity	Planned administr. fee	0.00%	Savings plan	-
Sub category	Sector Technology	Deposit fees	0.00%	UCITS / OGAW	Yes
Fund domicile	Luxembourg	Redemption charge	0.00%	Performance fee	0.00%
Tranch volume	(04/30/2024) EUR 7.88 mill.	Ongoing charges	-	Redeployment fee	0.00%
Total volume	(04/19/2024) EUR 7,364.15 mill.	Dividends		Investment company	
Launch date	3/31/2017	15.12.2023	33.06 EUR	Allianz GI.Investors  Bockenheimer Landstraße 42-44, 60323, Frankfurt am Main  Germany  <a href="https://www.allianzgi.com">https://www.allianzgi.com</a>	
KESr report funds	Yes	15.12.2020	0.70 EUR		
Business year start	01.10.	16.12.2019	3.86 EUR		
Sustainability type	-				
Fund manager	Sebastian Thomas				

Performance	1M	6M	YTD	1Y	2Y	3Y	5Y	Since start
Performance	-1.85%	+29.94%	+7.32%	+46.11%	+16.75%	-3.20%	+100.73%	+181.18%
Performance p.a.	-	-	-	+46.26%	+8.06%	-1.08%	+14.94%	+15.70%
Sharpe ratio	-1.32	3.62	1.10	2.14	0.14	-0.17	0.38	0.43
Volatility	19.34%	18.01%	18.57%	19.89%	29.42%	29.21%	29.43%	27.50%
Worst month	-	-8.81%	-1.59%	-8.81%	-11.24%	-17.91%	-17.91%	-17.91%
Best month	-	13.64%	8.06%	19.43%	19.43%	19.43%	19.43%	19.43%
Maximum loss	-6.97%	-6.97%	-6.97%	-16.29%	-33.31%	-47.87%	-47.87%	-

### Distribution permission

Austria, Germany, Switzerland

<sup>1</sup> Important note on update status: The displayed date refers exclusively to the calculation of the NAV.

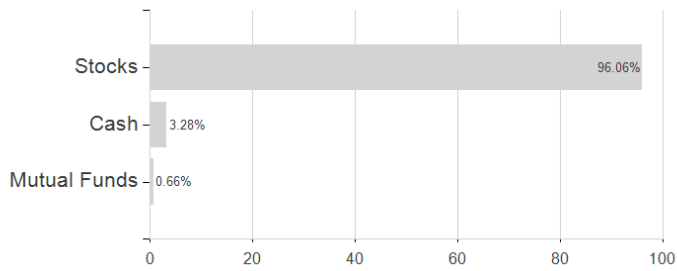
<sup>2</sup> The Mountain-View Data Fund Rating calculates a comparative ranking for funds using yield, volatility and trend data. For more information visit [MVD Funds Rating](#)

<sup>3</sup> Displays the Ethical-Dynamical Ratio calculated according to standard criteria. The maximum value is 100. For more information visit [EDA](#)

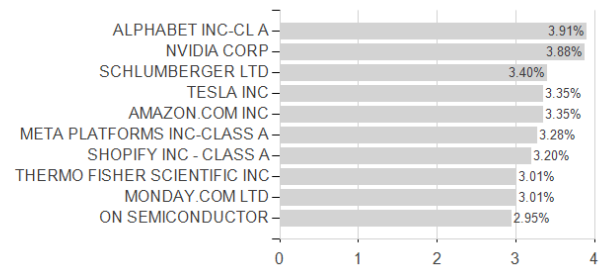
**AGIF-Allianz GI.Artificial Int.I EUR / LU1548496451 / A2DKAK / Allianz GI.Investors**

**Assessment Structure**

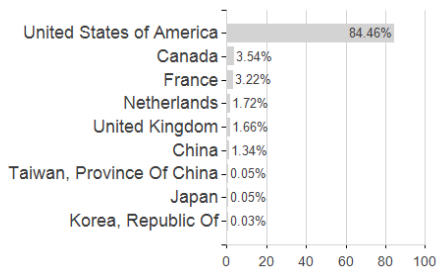
**Assets**



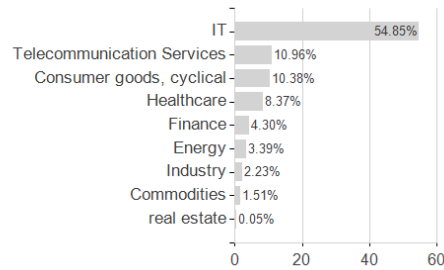
**Largest positions**



**Countries**



**Branches**



**Currencies**

