

**AGIF-Allianz GI.Artificial Int.AT USD / LU1548497426 / A2DKAT / Allianz GI.Investors**

Last 05/17/2024 <sup>1</sup>	Region	Branch	Type of yield	Type
26.75 USD	Worldwide	Sector Technology	reinvestment	Equity Fund



**Risk key figures**

SRI 1 2 3 4 5 6 7

Mountain-View Funds Rating<sup>2</sup> EDA<sup>3</sup>

▲ ▲ ▲ ▲ ▲ ▲ 82

**Yearly Performance**

2023	+48.92%
2022	-45.60%
2021	+7.94%
2020	+100.48%
2019	+28.90%

Master data		Conditions		Other figures	
Fund type	Single fund	Issue surcharge	5.00%	Minimum investment	UNT 0
Category	Equity	Planned administr. fee	0.00%	Savings plan	-
Sub category	Sector Technology	Deposit fees	0.00%	UCITS / OGAW	Yes
Fund domicile	Luxembourg	Redemption charge	0.00%	Performance fee	0.00%
Tranch volume	(05/17/2024) EUR 2,283.23 mill.	Ongoing charges	-	Redeployment fee	0.00%
Total volume	(04/19/2024) EUR 7,364.15 mill.	Dividends		Investment company	
Launch date	3/31/2017	Allianz GI.Investors			
KESr report funds	Yes	Bockenheimer Landstraße 42-44, 60323, Frankfurt am Main			
Business year start	01.10.	Germany			
Sustainability type	-	https://www.allianzgi.com			
Fund manager	Sebastian Thomas				

Performance	1M	6M	YTD	1Y	2Y	3Y	5Y	Since start
Performance	+4.63%	+19.31%	+5.60%	+36.71%	+29.47%	-6.47%	+96.97%	+167.49%
Performance p.a.	-	-	-	+36.59%	+13.77%	-2.20%	+14.50%	+14.79%
Sharpe ratio	3.67	2.16	0.64	1.60	0.33	-0.19	0.35	0.39
Volatility	18.99%	18.01%	18.65%	20.57%	30.21%	31.14%	30.73%	28.30%
Worst month	-	-2.22%	-2.22%	-8.36%	-12.03%	-19.03%	-19.03%	-19.03%
Best month	-	16.31%	9.21%	16.31%	16.31%	16.31%	20.54%	20.54%
Maximum loss	-2.88%	-8.66%	-8.66%	-20.01%	-30.17%	-51.61%	-51.61%	-

**Distribution permission**

Austria, Germany, Switzerland, Luxembourg

<sup>1</sup> Important note on update status: The displayed date refers exclusively to the calculation of the NAV.

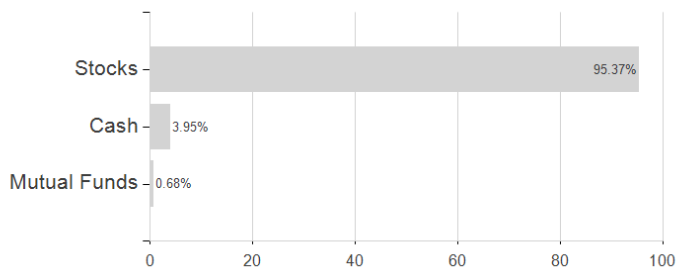
## AGIF-Allianz GI.Artificial Int.AT USD / LU1548497426 / A2DKAT / Allianz GI.Investors

2 The Mountain-View Data Fund Rating calculates a comparative ranking for funds using yield, volatility and trend data. For more information visit [MVD Funds Rating](#)

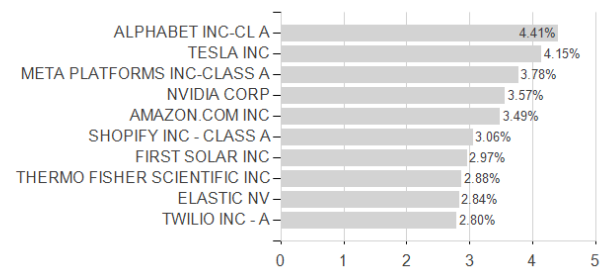
3 Displays the Ethical-Dynamical Ratio calculated according to standard criteria. The maximum value is 100. For more information visit [EDA](#)

### Assessment Structure

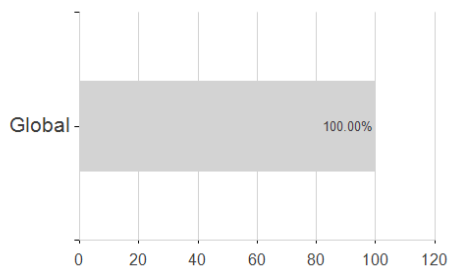
#### Assets



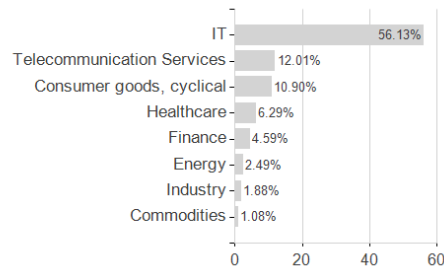
#### Largest positions



#### Countries



#### Branches



#### Currencies

