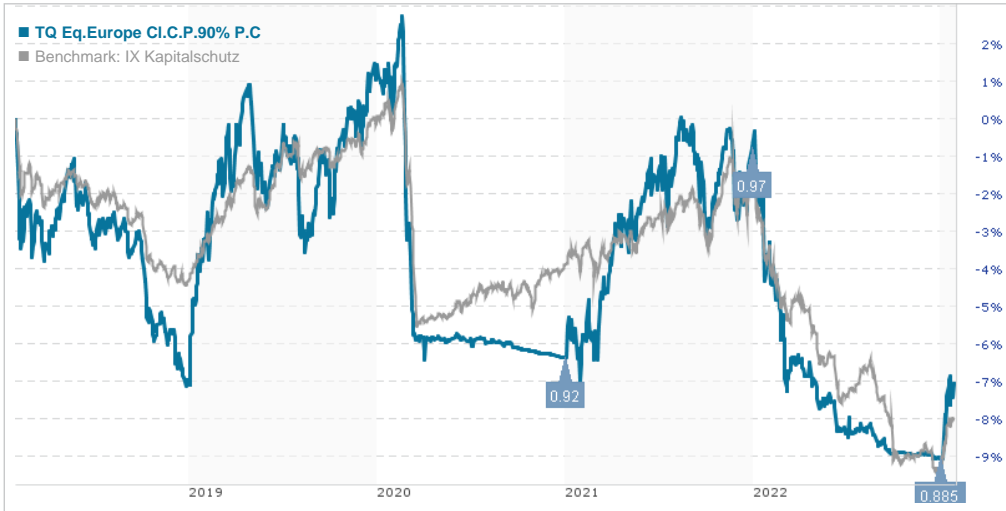


**TQ Eq.Europe Cl.C.P.90% P.C / LU1540720718 / A2DTHB / BNP PARIBAS AM (FR)**

Last 01/26/2023 <sup>1</sup> <b>89.45 EUR</b>	Region Europe	Branch Capital Protected Funds	Type of yield paying dividend	Type Alternative Investm.
--	------------------	-----------------------------------	----------------------------------	------------------------------



**Risk key figures**

SRRI	1	2	3	<b>4</b>	5	6	7
------	---	---	---	----------	---	---	---

Mountain-View Funds Rating	EDA <sup>2</sup>
-	-

**Yearly Performance**

2022	-8.35%
2021	+5.98%
2020	-7.33%
2019	+8.62%
2018	-6.08%

Master data		Conditions		Other figures	
Fund type	Single fund	Issue surcharge	3.00%	Minimum investment	UNT 0
Category	Other Funds	Planned administr. fee	0.00%	Savings plan	-
Sub category	Capital Protected Funds	Deposit fees	0.00%	UCITS / OGAW	Yes
Fund domicile	Luxembourg	Redemption charge	0.00%	Performance fee	0.00%
Tranch volume	(01/26/2023) EUR 31,84 Mio.	Ongoing charges	(12/31/2021) 1.70%	Redeployment fee	0.00%
Total volume	(01/26/2023) EUR 32,32 Mio.	Dividends		Investment company	
Launch date	3/31/2017	29.12.2022	0.89 EUR	BNP PARIBAS AM (FR)	
KESr report funds	No	30.12.2021	0.97 EUR	14 rue Bergère, 75009, Paris	
Business year start	01.01.	30.12.2020	0.92 EUR	France	
Sustainability type	Climate	30.12.2019	1.01 EUR	https://www.bnpparibas-am.com	
Fund manager	Solene Deharbonnier	28.12.2018	0.93 EUR		

Performance	1M	6M	YTD	1Y	2Y	3Y	5Y	Since start
Performance	+2.20%	+1.39%	+2.19%	-3.47%	-0.97%	-7.44%	-7.17%	-5.02%
Performance p.a.	-	-	-	-3.47%	-0.49%	-2.54%	-1.48%	-0.88%
Sharpe ratio	5.15	0.12	6.15	-1.90	-0.63	-1.12	-0.87	-0.76
Volatility	5.63%	2.58%	6.28%	3.12%	4.70%	4.46%	4.51%	4.41%
Worst month	-	-0.56%	-0.10%	-2.91%	-2.91%	-3.35%	-3.35%	-3.35%
Best month	-	2.19%	2.19%	2.19%	2.70%	2.70%	3.85%	3.85%
Maximum loss	-0.81%	-1.03%	-0.81%	-6.01%	-9.09%	-11.47%	-11.47%	-
Outperformance	-	-	0.00%	-	-	-	-	-

**Distribution permission**

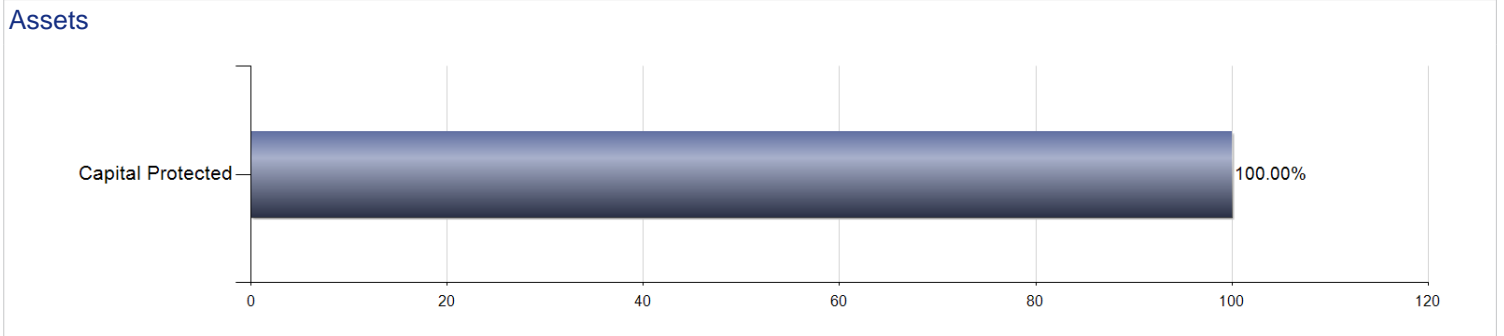
Germany

<sup>1</sup> Important note on update status: The displayed date refers exclusively to the calculation of the NAV.

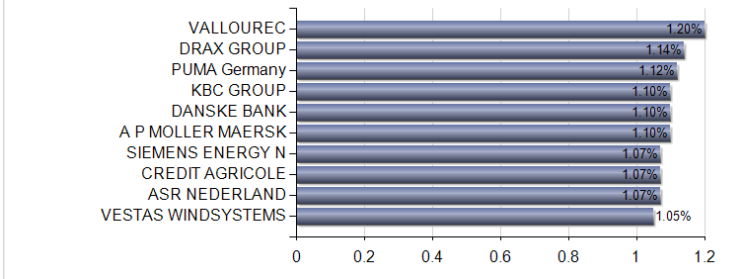
<sup>2</sup> Displays the Ethical-Dynamical Ratio calculated according to standard criteria. The maximum value is 100. For more information visit <http://www.mountain-view.com/MVD-Fonds-Rating.pdf>

**TQ Eq.Europe Cl.C.P.90% P.C / LU1540720718 / A2DTHB / BNP PARIBAS AM (FR)**

**Assessment Structure**



**Largest positions**



**Countries**

