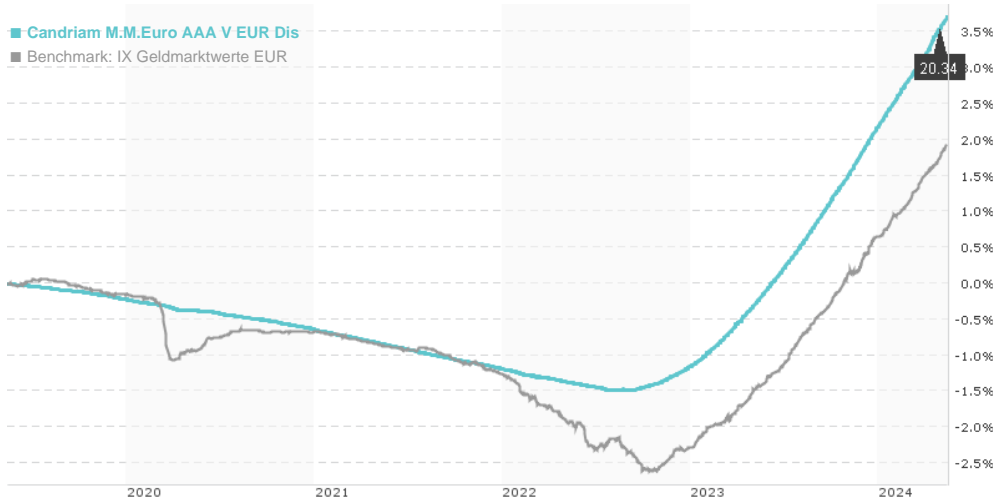


## Candriam M.M.Euro AAA V EUR Dis / LU0354092206 / A0RHAX / Candriam

Last 05/15/2024 <sup>1</sup>	Region	Branch	Type of yield	Type
1063.43 EUR	Worldwide	Money Market Securities	paying dividend	Money Market Fund

■ Candriam M.M.Euro AAA V EUR Dis  
■ Benchmark: IX Geldmarktwerte EUR



### Risk key figures

SRI 1 2 3 4 5 6 7

Mountain-View Funds Rating<sup>2</sup> EDA<sup>3</sup>

▲ ▲ ▲ ▲ ▲ ▲

### Yearly Performance

2023	+3.35%
2022	+0.03%
2021	-0.55%
2020	-0.42%
2019	-0.34%

Master data		Conditions		Other figures	
Fund type	Single fund	Issue surcharge	0.00%	Minimum investment	EUR 30,000,000.00
Category	Money Market	Planned administr. fee	0.00%	Savings plan	-
Sub category	Money Market Securities	Deposit fees	0.00%	UCITS / OGAW	Yes
Fund domicile	Luxembourg	Redemption charge	0.00%	Performance fee	0.00%
Tranch volume	(05/15/2024) EUR 0.001 mill.	Ongoing charges	-	Redeployment fee	0.00%
Total volume	(05/15/2024) EUR 978.42 mill.	Dividends		Investment company	
Launch date	4/16/2008	29.04.2024	20.34 EUR	Candriam 19-21 route d'Arlon, 8009, Strassen Luxembourg www.candriam.com	
KESr report funds	Yes	28.04.2015	0.06 EUR		
Business year start	01.01.	29.04.2014	1.00 EUR		
Sustainability type	-	26.04.2013	2.50 EUR		
Fund manager	Pierre Boyer, Benjamin Schoofs, Elodie Brun	27.04.2012	4.60 EUR		

Performance	1M	6M	YTD	1Y	2Y	3Y	5Y	Since start
Performance	+0.32%	+2.05%	+1.51%	+3.94%	+5.16%	+4.59%	+3.71%	+10.07%
Performance p.a.	-	-	-	+3.93%	+2.55%	+1.51%	+0.73%	+0.60%
Sharpe ratio	0.72	2.76	2.59	0.95	-9.53	-16.22	-24.53	-12.68
Volatility	0.20%	0.13%	0.13%	0.11%	0.13%	0.14%	0.13%	0.25%
Worst month	-	0.15%	0.15%	0.15%	-0.04%	-0.05%	-0.05%	-0.05%
Best month	-	0.40%	0.40%	0.40%	0.40%	0.40%	0.40%	1.29%
Maximum loss	0.00%	0.00%	0.00%	0.00%	-0.10%	-0.64%	-1.47%	-

### Distribution permission

Austria, Germany, Switzerland

<sup>1</sup> Important note on update status: The displayed date refers exclusively to the calculation of the NAV.

<sup>2</sup> The Mountain-View Data Fund Rating calculates a comparative ranking for funds using yield, volatility and trend data. For more information visit [MVD Funds Rating](#)

<sup>3</sup> Displays the Ethical-Dynamical Ratio calculated according to standard criteria. The maximum value is 100. For more information visit [EDA](#)

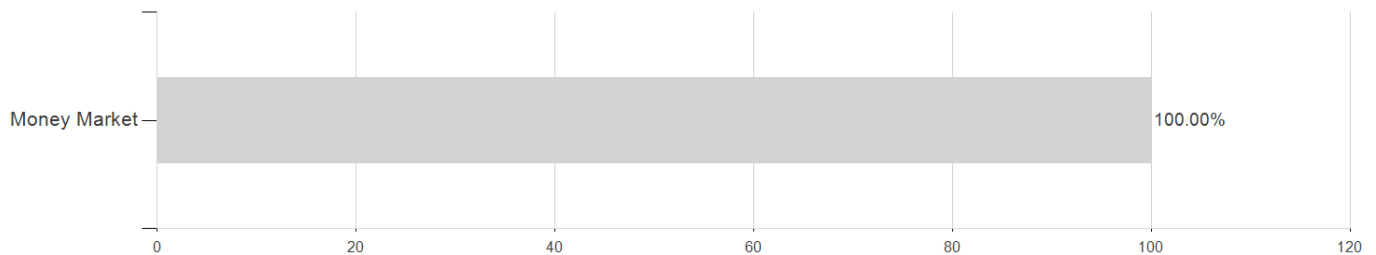
## Candriam M.M.Euro AAA V EUR Dis / LU0354092206 / A0RHAX / Candriam

### Investment strategy

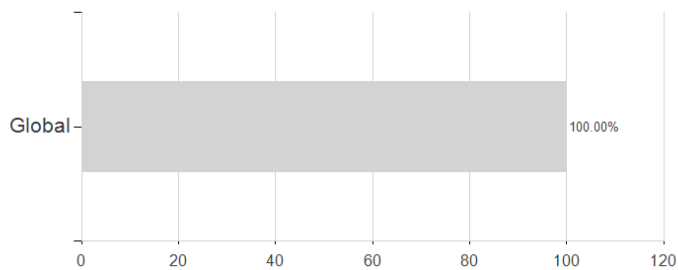
Instruments in the portfolio are rated at least A1 by S&P, and at least 50% of these instruments must be rated A1+. Issuers are mainly based in Europe (mainly the euro zone), as well as in North America (US and Canada) and the Pacific region (Japan and Australia).

### Assessment Structure

#### Assets



#### Countries



#### Largest positions

