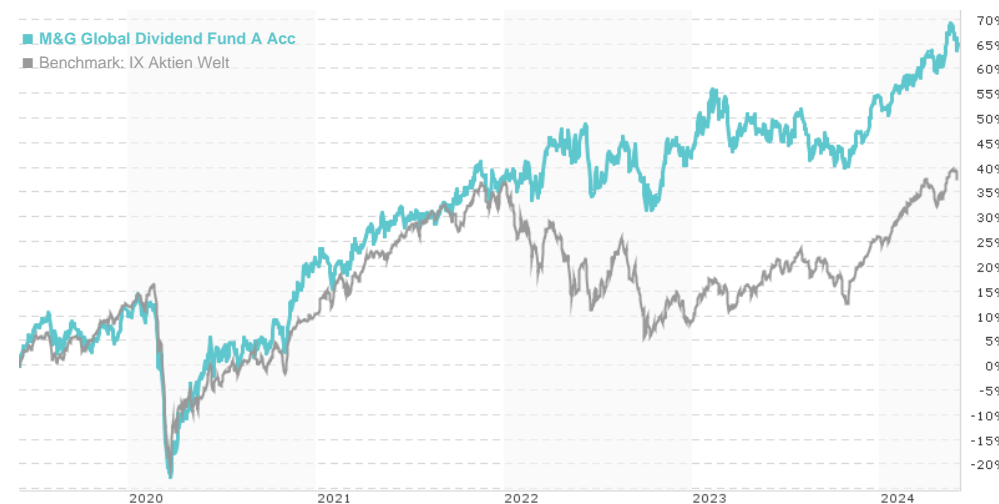


M&G Global Dividend Fund A Acc / GB00B39R2L79 / A1H5UU / M&G Securities

Last 05/31/2024 ¹	Region	Branch	Type of yield	Type
4.79 GBP	Worldwide	Mixed Sectors	reinvestment	Equity Fund



Risk key figures

SRI 1 2 3 4 5 6 7

Mountain-View Funds Rating² EDA³

▲ ▲ ▲ ▲ ▲ ▲ 76

Yearly Performance

2023	+7.96%
2022	+4.22%
2021	+13.73%
2020	+9.83%
2019	+18.78%

Master data		Conditions		Other figures	
Fund type	Single fund	Issue surcharge	0.00%	Minimum investment	GBP 500.00
Category	Equity	Planned administr. fee	0.00%	Savings plan	-
Sub category	Mixed Sectors	Deposit fees	0.00%	UCITS / OGAW	-
Fund domicile	United Kingdom	Redemption charge	0.00%	Performance fee	0.00%
Tranch volume	-	Ongoing charges	-	Redeployment fee	0.00%
Total volume	-	Dividends		Investment company	
Launch date	7/18/2008	M&G Securities			
KESr report funds	No	Kärtner Ring 5-7/7, EC4R 0HH, London			
Business year start	01.04.	United Kingdom			
Sustainability type	-	https://www.mandg.at			
Fund manager	John Weavers, Chris Youl				

Performance	1M	6M	YTD	1Y	2Y	3Y	5Y	Since start
Performance	+1.48%	+12.92%	+6.82%	+12.83%	+12.07%	+28.33%	+63.68%	+77.30%
Performance p.a.	-	-	-	+12.79%	+5.86%	+8.67%	+10.34%	+8.76%
Sharpe ratio	1.36	2.50	1.38	0.85	0.16	0.37	0.42	0.33
Volatility	11.07%	9.54%	9.85%	10.57%	12.79%	13.07%	15.77%	15.10%
Worst month	-	0.47%	0.47%	-3.94%	-7.70%	-7.70%	-15.05%	-15.05%
Best month	-	5.72%	5.72%	5.72%	7.38%	7.38%	14.05%	14.05%
Maximum loss	-3.20%	-3.20%	-3.20%	-7.82%	-11.74%	-11.74%	-32.49%	-

¹ Important note on update status: The displayed date refers exclusively to the calculation of the NAV.

² The Mountain-View Data Fund Rating calculates a comparative ranking for funds using yield, volatility and trend data. For more information visit [MVD Funds Rating](#)

³ Displays the Ethical-Dynamical Ratio calculated according to standard criteria. The maximum value is 100. For more information visit [EDA](#)

M&G Global Dividend Fund A Acc / GB00B39R2L79 / A1H5UU / M&G Securities

Investment strategy

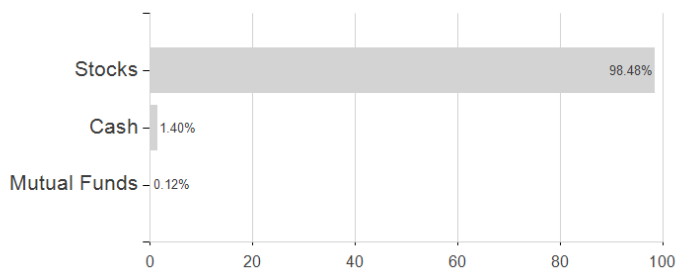
At least 70% of the fund is invested in the shares of companies, across any sector and of any size, from anywhere in the world. The fund may invest in other funds and cash or assets that can be turned into cash quickly. The fund manager focuses on companies with the potential to grow their dividends over the long term and selects stocks with different sources of dividend growth to build a fund that has the potential to cope in a variety of market conditions. When attempting to grow distributions, the fund manager's main focus is on delivering an increase in sterling terms.

Investment goal

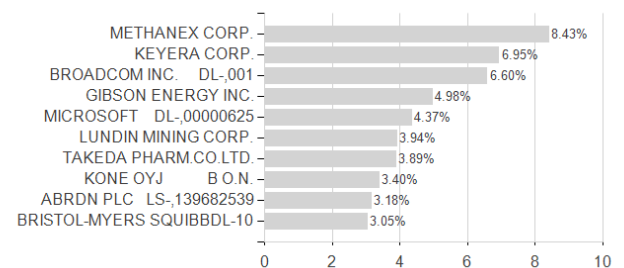
The fund aims to provide: - an income distribution that increases every year; - a dividend yield above that available from the MSCI ACWI Index over any five-year period; and - a combination of capital growth and income, net of the Ongoing Charge Figure, that is higher than that of the MSCI ACWI Index over any five-year period.

Assessment Structure

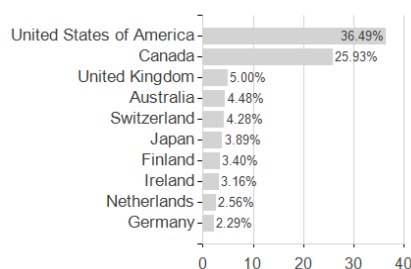
Assets



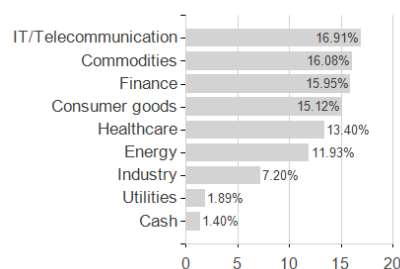
Largest positions



Countries



Branches



Currencies

