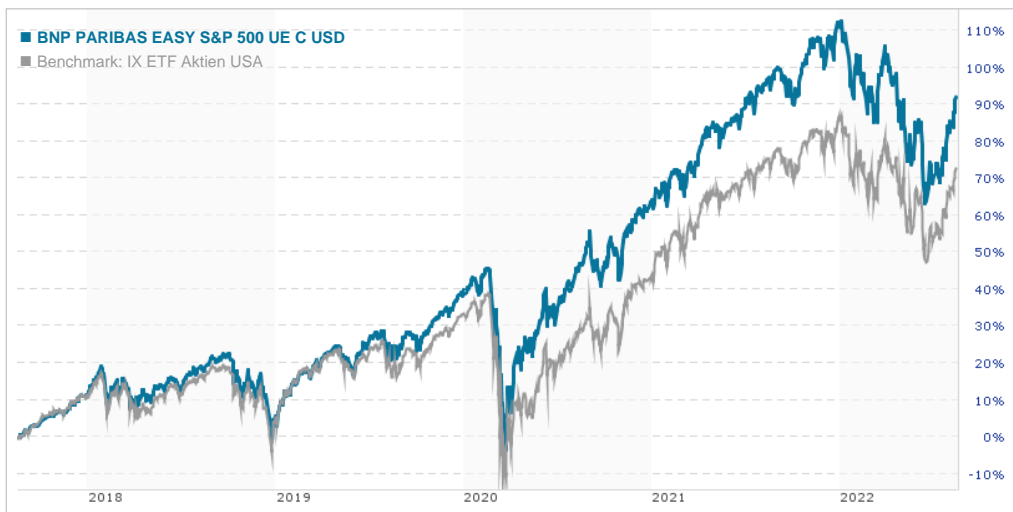


BNP PARIBAS EASY S&P 500 UE C USD / FR0011550177 / A1W4DQ / BNP PARIBAS AM (FR)

Last 08/15/2022 ¹ 16.69 USD	Country United States of America	Branch ETF Stocks	Type of yield reinvestment	Type Alternative Investm.
--	-------------------------------------	----------------------	-------------------------------	------------------------------



Risk key figures

SRR1	1	2	3	4	5	6	7
------	---	---	---	---	---	----------	---

Mountain-View Funds Rating	EDA ²
▲ ▲ ▲ ▲ ▲ ▲	-

Yearly Performance

2021	+28.45%
2020	+18.44%
2019	+31.44%
2018	-4.79%

Master data	Conditions	Other figures
-------------	------------	---------------

Fund type	Single fund	Issue surcharge	0.00%	Minimum investment	UNT 1
Category	Equity	Planned administr. fee	0.00%	Savings plan	-
Sub category	ETF Stocks	Deposit fees	0.00%	UCITS / OGAW	Yes
Fund domicile	France	Redemption charge	0.00%	Performance fee	0.00%
Tranch volume	(08/15/2022) EUR 2.227,48 Mio.	Ongoing charges (12/31/2021)	0.15%	Redeployment fee	0.00%
Total volume	(08/15/2022) EUR 4.252,04 Mio.	Dividends		Investment company	
Launch date	9/16/2013	BNP PARIBAS AM (FR)			
KESt report funds	Yes	14 rue Bergère, 75009, Paris			
Business year start	01.01.	France			
Sustainability type	-	https://www.bnpparibas-am.com			
Fund manager	XATARD HUBERLANT PAUL				

Performance	1M	6M	YTD	1Y	2Y	3Y	5Y	Since start
Performance	+6.87%	-10.24%	-13.50%	-5.58%	+27.58%	+46.20%	+82.69%	+82.69%
Performance p.a.	-	-	-	-5.58%	+12.97%	+13.48%	+12.94%	+12.94%
Sharpe ratio	7.34	-0.79	-0.92	-0.29	0.72	0.55	-	0.62
Volatility	18.73%	25.10%	24.17%	20.21%	17.69%	23.90%	0.00%	20.56%
Worst month	-	-8.73%	-8.73%	-8.73%	-8.73%	-12.31%	-12.31%	-12.31%
Best month	-	9.24%	9.24%	9.24%	10.93%	12.87%	12.87%	12.87%
Maximum loss	-2.87%	-20.59%	-23.10%	-23.10%	-23.10%	-33.77%	0.00%	-
Outperformance	-	-	3.86%	+2.33%	+7.25%	+15.52%	-	-

Distribution permission

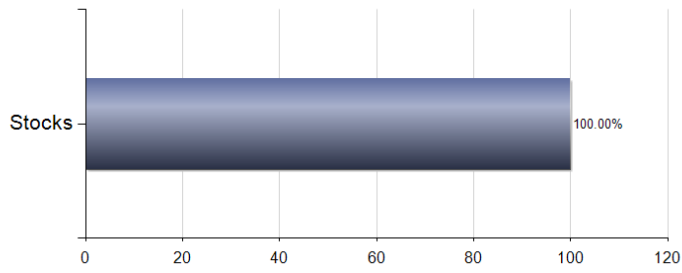
Austria, Germany, Switzerland

¹ Important note on update status: The displayed date refers exclusively to the calculation of the NAV.
² Displays the Ethical-Dynamical Ratio calculated according to standard criteria. The maximum value is 100. For more information visit <http://www.mountain-view.com/MVD-Fonds-Rating.pdf>
 DISCLAIMER: The information on this page are for informational purposes only and should neither an offer to sell nor a solicitation for the purchase of the security or recommendation in favor of the security to be understood. TeleTrader Software GmbH assumes no liability despite thorough searches for the accuracy of the data.
 Funds data from: www.mountain-view.com. Fact Sheet created by: www.teletrader.com
 Created: 08/17/2022

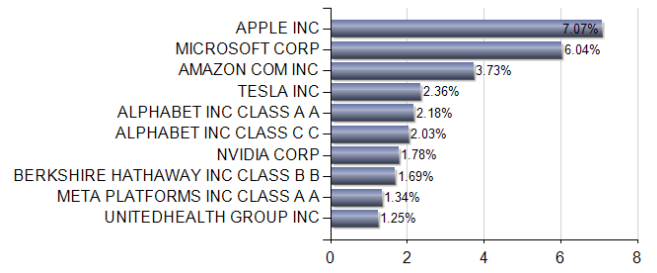
BNP PARIBAS EASY S&P 500 UE C USD / FR0011550177 / A1W4DQ / BNP PARIBAS AM (FR)

Assessment Structure

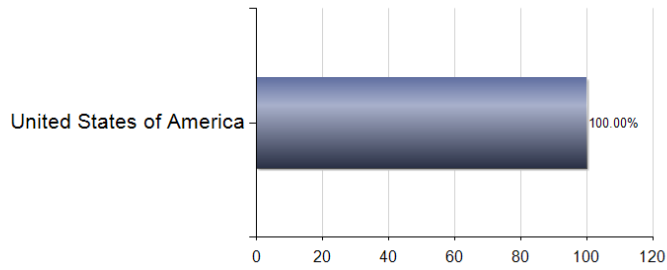
Assets



Largest positions



Countries



Branches

