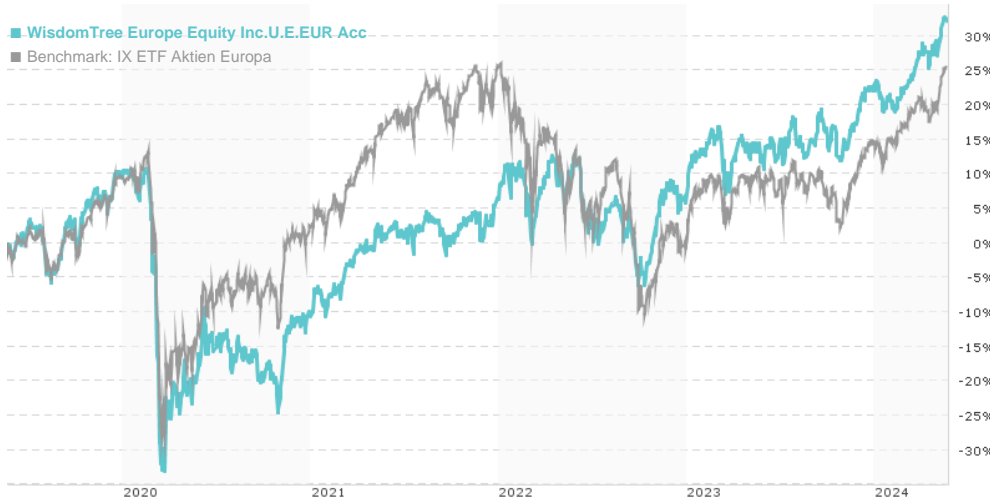


WisdomTree Europe Equity Inc.U.E.EUR Acc / IE00BDF16007 / A2DHPT / Wisdom Tree M.

Last 05/21/2024 ¹	Region	Branch	Type of yield	Type
19.57 EUR	Europe	ETF Stocks	reinvestment	Alternative Investm.

■ WisdomTree Europe Equity Inc.U.E.EUR Acc
■ Benchmark: IX ETF Aktien Europa



Risk key figures

SRI 1 2 3 4 5 6 7

Mountain-View Funds Rating² EDA³

67

Yearly Performance

2023	+15.66%
2022	-0.43%
2021	+18.86%
2020	-18.27%
2019	+20.53%

Master data		Conditions		Other figures	
Fund type	Single fund	Issue surcharge	0.00%	Minimum investment	UNT 1
Category	Equity	Planned administr. fee	0.00%	Savings plan	-
Sub category	ETF Stocks	Deposit fees	0.00%	UCITS / OGAW	Yes
Fund domicile	Ireland	Redemption charge	0.00%	Performance fee	0.00%
Tranch volume	(05/21/2024) EUR 3.47 mill.	Ongoing charges	-	Redeployment fee	0.00%
Total volume	(05/21/2024) EUR 31.73 mill.	Dividends		Investment company	
Launch date	11/3/2016	Wisdom Tree M.			
KESr report funds	Yes	31-41 Worship Street, EC2A 2DX, London			
Business year start	01.01.	United Kingdom			
Sustainability type	-	https://www.wisdomtree.eu			
Fund manager	WisdomTree Management Ltd.				

Performance	1M	6M	YTD	1Y	2Y	3Y	5Y	Since start
Performance	+3.34%	+13.46%	+7.91%	+15.68%	+18.69%	+30.45%	+31.57%	+57.21%
Performance p.a.	-	-	-	+15.68%	+8.96%	+9.26%	+5.63%	+6.22%
Sharpe ratio	4.57	2.93	2.02	1.15	0.40	0.41	0.10	0.15
Volatility	10.37%	8.61%	9.00%	10.31%	12.84%	13.33%	18.17%	15.98%
Worst month	-	-0.72%	-0.72%	-3.41%	-8.81%	-8.81%	-19.51%	-19.51%
Best month	-	4.97%	4.18%	4.97%	7.61%	7.61%	15.80%	15.80%
Maximum loss	-1.70%	-3.64%	-3.64%	-6.33%	-16.30%	-16.60%	-39.69%	-

Distribution permission

Austria, Germany, Switzerland

¹ Important note on update status: The displayed date refers exclusively to the calculation of the NAV.

² The Mountain-View Data Fund Rating calculates a comparative ranking for funds using yield, volatility and trend data. For more information visit [MVD Funds Rating](#)

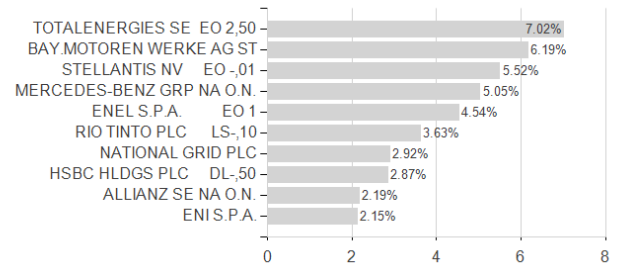
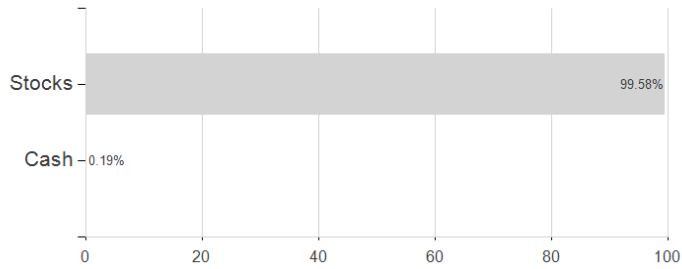
³ Displays the Ethical-Dynamical Ratio calculated according to standard criteria. The maximum value is 100. For more information visit [EDA](#)

WisdomTree Europe Equity Inc.U.E.EUR Acc / IE00BDF16007 / A2DHPT / Wisdom Tree M.

Assessment Structure

Assets

Largest positions



Countries

Branches

Currencies

