

UniAusschüttung -net- A / LU1390462262 / A2AGK5 / Union Investment(LU)

| Last 05/15/2024 ¹ | Region | Branch | Type of yield | Type |
|------------------------------|-----------|-------------|-----------------|------------|
| 49.34 EUR | Worldwide | Multi-asset | paying dividend | Mixed Fund |

■ UniAusschüttung -net- A

■ Benchmark: IX DF Mischfonds Multiasset



Risk key figures

SRI 1 2 3 4 5 6 7

Mountain-View Funds Rating² EDA³

66

Yearly Performance

| | |
|------|---------|
| 2023 | +6.77% |
| 2022 | -8.70% |
| 2021 | +14.27% |
| 2020 | -2.97% |
| 2019 | +13.65% |

| Master data | | Conditions | | Other figures | |
|---------------------|---------------------------------|------------------------|----------|--|-------|
| Fund type | Single fund | Issue surcharge | 0.00% | Minimum investment | UNT 0 |
| Category | Mixed Fund | Planned administr. fee | 0.00% | Savings plan | Yes |
| Sub category | Multi-asset | Deposit fees | 0.00% | UCITS / OGAW | Yes |
| Fund domicile | Luxembourg | Redemption charge | 0.00% | Performance fee | 0.00% |
| Tranch volume | (05/15/2024) EUR 597.63 mill. | Ongoing charges | - | Redeployment fee | 0.00% |
| Total volume | (05/15/2024) EUR 1,543.53 mill. | Dividends | | Investment company | |
| Launch date | 4/29/2016 | 08.02.2024 | 0.47 EUR | Union Investment(LU) 308, route d'Esch, 1471, Luxembourg Luxembourg https://www.union-investment.lu | |
| KESr report funds | Yes | 16.11.2023 | 0.47 EUR | | |
| Business year start | 01.04. | 10.08.2023 | 0.48 EUR | | |
| Sustainability type | - | 11.05.2023 | 0.62 EUR | | |
| Fund manager | - | 09.02.2023 | 0.62 EUR | | |

| Performance | 1M | 6M | YTD | 1Y | 2Y | 3Y | 5Y | Since start |
|------------------|--------|--------|--------|---------|--------|---------|---------|-------------|
| Performance | +2.77% | +9.30% | +4.18% | +10.67% | +6.73% | +7.50% | +19.83% | +23.76% |
| Performance p.a. | - | - | - | +10.64% | +3.31% | +2.44% | +3.68% | +2.89% |
| Sharpe ratio | 6.70 | 3.85 | 1.91 | 1.38 | -0.08 | -0.24 | -0.02 | -0.13 |
| Volatility | 5.31% | 4.11% | 4.17% | 4.95% | 6.10% | 5.76% | 7.83% | 6.98% |
| Worst month | - | -1.60% | -1.60% | -1.98% | -5.98% | -5.98% | -13.45% | -13.45% |
| Best month | - | 4.40% | 3.37% | 4.40% | 4.50% | 4.50% | 5.22% | 5.22% |
| Maximum loss | -0.77% | -2.46% | -2.46% | -5.02% | -9.46% | -13.36% | -25.00% | - |

Distribution permission

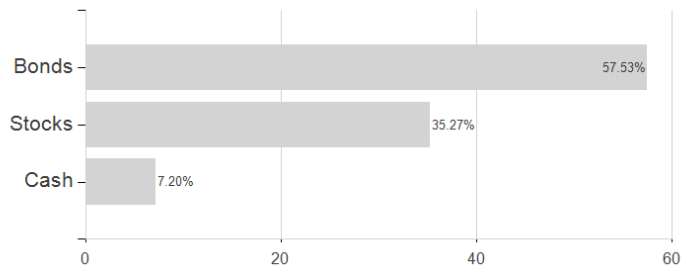
Austria, Germany, Luxembourg

¹ Important note on update status: The displayed date refers exclusively to the calculation of the NAV.² The Mountain-View Data Fund Rating calculates a comparative ranking for funds using yield, volatility and trend data. For more information visit [MVD Funds Rating](#)³ Displays the Ethical-Dynamical Ratio calculated according to standard criteria. The maximum value is 100. For more information visit [EDA](#)

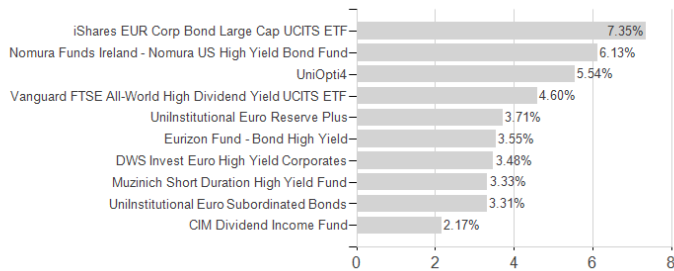
UniAusschüttung -net- A / LU1390462262 / A2AGK5 / Union Investment(LU)

Assessment Structure

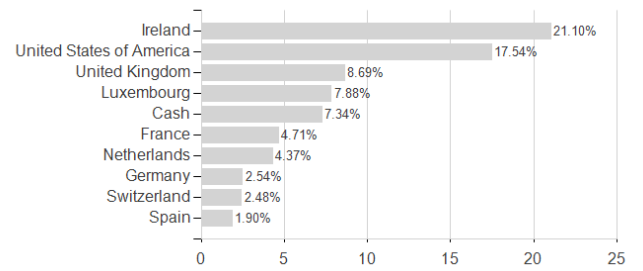
Assets



Largest positions



Countries



Currencies

