

## HAL Global Equities RA / LU0328784581 / HAFX01 / Hauck & Aufhäuser

Last 04/12/2024 <sup>1</sup>	Region	Branch	Type of yield	Type
199.12 EUR	Worldwide	Mixed Sectors	paying dividend	Equity Fund

■ HAL Global Equities RA  
■ Benchmark: IX Aktien Welt EUR



### Risk key figures

SRI 1 2 3 4 5 6 7

Mountain-View Funds Rating<sup>2</sup> EDA<sup>3</sup>

72

### Yearly Performance

2023	+14.71%
2022	-10.47%
2021	+19.72%
2020	+1.84%
2019	+34.15%

Master data		Conditions		Other figures	
Fund type	Single fund	Issue surcharge	5.00%	Minimum investment	UNT 0
Category	Equity	Planned administr. fee	0.00%	Savings plan	-
Sub category	Mixed Sectors	Deposit fees	0.08%	UCITS / OGAW	Yes
Fund domicile	Luxembourg	Redemption charge	0.00%	Performance fee	10.00%
Tranch volume	(04/12/2024) EUR 25.37 mill.	Ongoing charges	-	Redeployment fee	0.00%
Total volume	(04/12/2024) EUR 25.37 mill.	Dividends		Investment company	
Launch date	8/22/2008	01.09.2023	2.13 EUR	Hauck & Aufhäuser 1c, rue Gabriel Lippmann, 5365, Munsbach Luxembourg <a href="https://www.hauck-aufhaeuser.com">https://www.hauck-aufhaeuser.com</a>	
KEST report funds	Yes	05.10.2018	1.93 EUR		
Business year start	01.08.	05.10.2017	2.70 EUR		
Sustainability type	-	05.10.2016	1.72 EUR		
Fund manager	Lampe Asset Management GmbH	07.10.2015	2.27 EUR		

Performance	1M	6M	YTD	1Y	2Y	3Y	5Y	Since start
Performance	-0.42%	+12.44%	+7.80%	+16.12%	+13.74%	+25.37%	+51.89%	+128.83%
Performance p.a.	-	-	-	+16.07%	+6.64%	+7.82%	+8.71%	+5.43%
Sharpe ratio	-0.91	2.45	3.18	1.32	0.20	0.28	0.31	0.10
Volatility	9.56%	9.23%	8.57%	9.28%	13.72%	13.80%	15.74%	14.73%
Worst month	-	-2.44%	-2.25%	-2.44%	-7.77%	-7.77%	-13.36%	-15.18%
Best month	-	5.13%	3.73%	5.13%	5.71%	6.16%	11.59%	11.59%
Maximum loss	-3.07%	-4.96%	-3.07%	-7.68%	-14.72%	-17.53%	-31.89%	-

### Distribution permission

Austria, Germany

<sup>1</sup> Important note on update status: The displayed date refers exclusively to the calculation of the NAV.

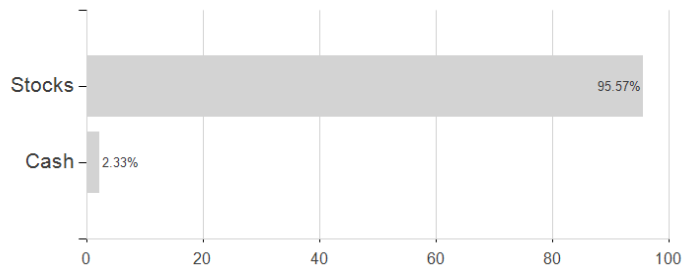
<sup>2</sup> The Mountain-View Data Fund Rating calculates a comparative ranking for funds using yield, volatility and trend data. For more information visit [MVD Funds Rating](#)

<sup>3</sup> Displays the Ethical-Dynamical Ratio calculated according to standard criteria. The maximum value is 100. For more information visit [EDA](#)

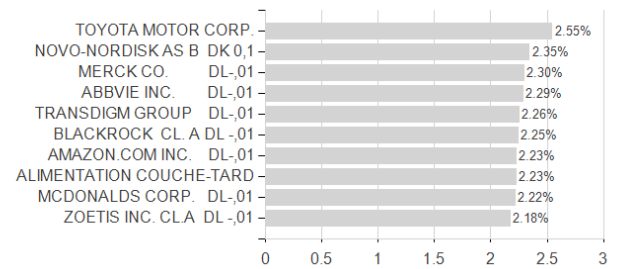
## HAL Global Equities RA / LU0328784581 / HAFX01 / Hauck & Aufhäuser

### Assessment Structure

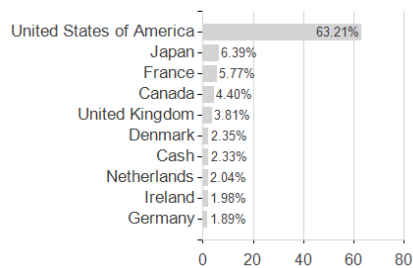
#### Assets



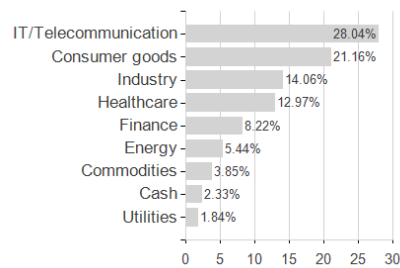
#### Largest positions



#### Countries



#### Branches



#### Currencies

