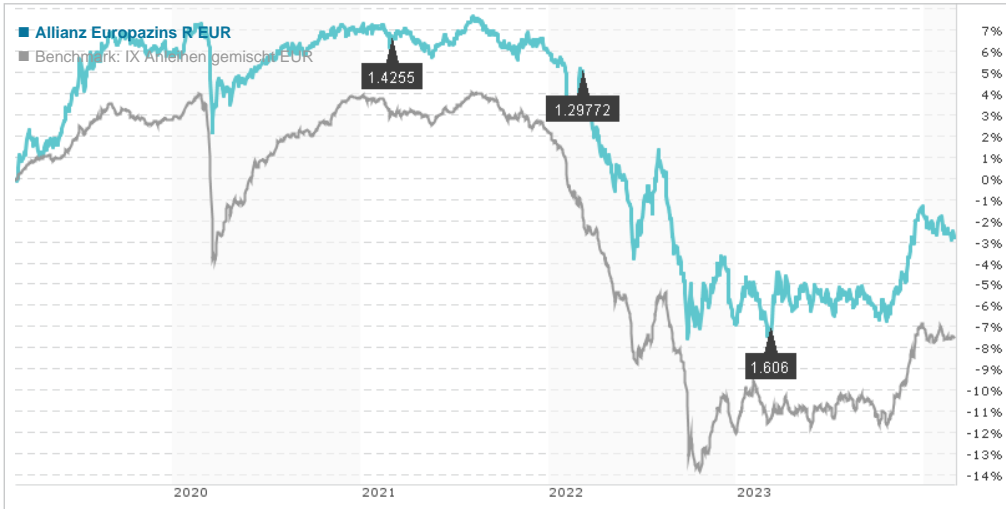


Allianz Europazins R EUR / DE000A2AMPT7 / A2AMPT / Allianz GI.Investors

Last 02/28/2024 ¹ 92.14 EUR	Region Europe	Branch Bonds: Mixed	Type of yield paying dividend	Type Fixed-Income Fund
--	------------------	------------------------	----------------------------------	---------------------------



Risk key figures

SRRRI	1	2	3	4	5	6	7
-------	---	---	----------	---	---	---	---

Mountain-View Funds Rating	EDA ²
▲ ▲ ▲ ▲ ▲ ▲	79

Yearly Performance

2023	+5.64%
2022	-12.14%
2021	-0.94%
2020	+1.12%
2019	+7.60%

Master data		Conditions		Other figures	
Fund type	Single fund	Issue surcharge	0.00%	Minimum investment	UNT 0
Category	Bonds	Planned administr. fee	0.00%	Savings plan	-
Sub category	Bonds: Mixed	Deposit fees	0.00%	UCITS / OGAW	Yes
Fund domicile	Germany	Redemption charge	0.00%	Performance fee	0.00%
Tranch volume	(01/03/2024) EUR 9,30 Mio.	Ongoing charges	-	Redeployment fee	0.00%
Total volume	(02/28/2023) EUR 290,37 Mio.	Dividends		Investment company	
Launch date	11/16/2017	06.03.2023	1.61 EUR	Allianz GI.Investors	
KEST report funds	No	07.03.2022	1.30 EUR	Bockenheimer Landstraße 42-44, 60323, Frankfurt am Main	
Business year start	01.01.	01.03.2021	1.43 EUR	Germany	
Sustainability type	-	02.03.2020	1.76 EUR	https://www.allianzgi.com	
Fund manager	Klaus Kusber	04.03.2019	1.62 EUR		

Performance	1M	6M	YTD	1Y	2Y	3Y	5Y	Since start
Performance	-0.87%	+2.96%	-1.15%	+4.50%	-6.36%	-8.77%	-2.79%	+0.01%
Performance p.a.	-	-	-	+4.50%	-3.23%	-3.02%	-0.56%	+0.00%
Sharpe ratio	-4.55	0.57	-3.50	0.13	-1.37	-1.55	-1.14	-1.03
Volatility	3.09%	3.56%	3.16%	4.30%	5.26%	4.49%	3.96%	3.84%
Worst month	-	-1.11%	-0.94%	-1.54%	-3.44%	-3.44%	-3.44%	-3.44%
Best month	-	2.18%	2.18%	2.18%	2.37%	2.37%	2.37%	2.37%
Maximum loss	-1.14%	-1.78%	-1.14%	-2.46%	-12.10%	-14.11%	-14.11%	-
Outperformance	-	-	0.38%	-0.48%	+0.55%	+6.80%	-	-

Distribution permission

Austria, Germany, Switzerland

¹ Important note on update status: The displayed date refers exclusively to the calculation of the NAV.
² Displays the Ethical-Dynamical Ratio calculated according to standard criteria. The maximum value is 100. For more information visit <http://www.mountain-view.com/MVD-Fonds-Rating.pdf>

Allianz Europazins R EUR / DE000A2AMPT7 / A2AMPT / Allianz GI.Investors

Investment strategy

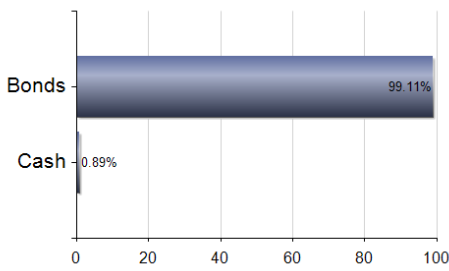
We invest at least 2/3 of the fund's assets in bonds from European issuers that have good credit ratings. These bonds have an average duration (remaining maturity) of between three and nine years. No more than 30% of the issuers can be from developing countries. In addition, no more than 30% of the issuers can be companies. We pursue an active management approach aimed at outperforming the benchmark. The benchmark index is used for performance measurement purposes only and not for the purpose of portfolio composition. A minority of the securities included in the Fund are also included in the benchmark index. The fund manager has the flexibility to invest in securities that are not included in the benchmark index. When selecting and weighting the Fund's assets, Fund Management may deviate materially from the securities included in the benchmark index, as well as their corresponding weightings. Benchmark: J.P. MORGAN Government Bond (GBI) 1-10 Year Total Return (in EUR).

Investment goal

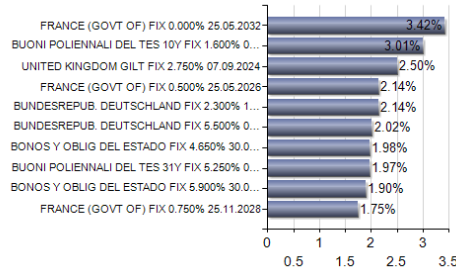
The Fund seeks to generate returns in line with the European bond markets it invests in. The Fund follows the SRI Strategy and promotes investments that take into consideration environmental, social and corporate governance criteria with simultaneous application of certain minimum exclusion criteria for direct investments.

Assessment Structure

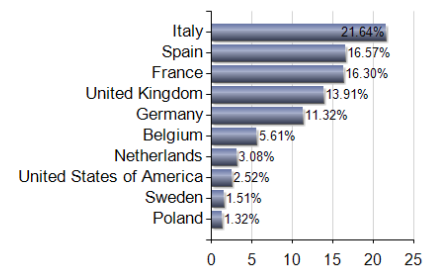
Assets



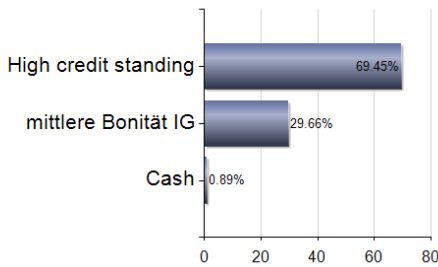
Largest positions



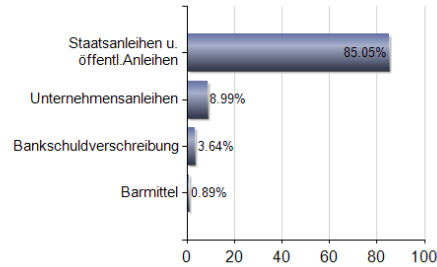
Countries



Rating



Issuer



Duration

