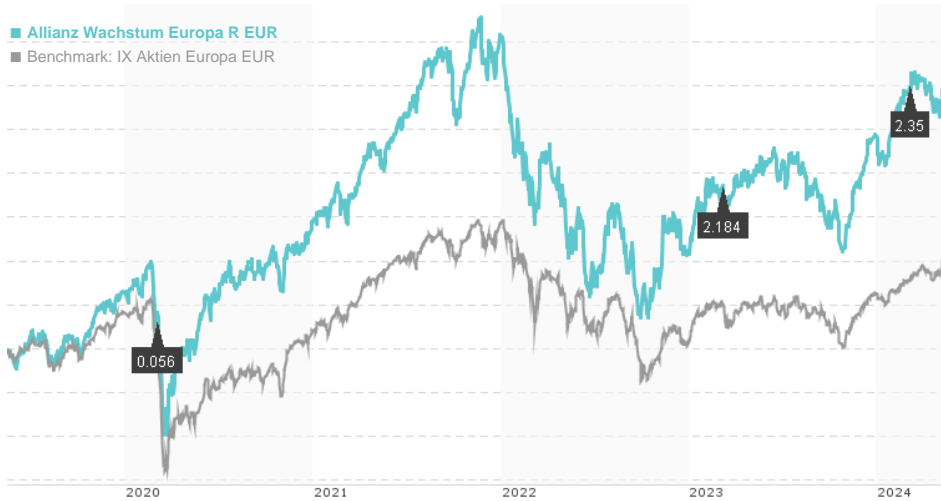


Allianz Wachstum Europa R EUR / DE000A2ATCB8 / A2ATCB / Allianz GI.Investors

Last 05/16/2024 ¹	Region	Branch	Type of yield	Type
157.84 EUR	Europe	Mixed Sectors	paying dividend	Equity Fund

■ Allianz Wachstum Europa R EUR
■ Benchmark: IX Aktien Europa EUR



Risk key figures

SRI 1 2 3 4 5 6 7

Mountain-View Funds Rating²

▲ ▲ ▲ ▲ ▲ ▲

EDA³

84

Yearly Performance

2023	+21.66%
2022	-28.68%
2021	+32.87%
2020	+14.54%
2019	+35.34%

Master data		Conditions		Other figures	
Fund type	Single fund	Issue surcharge	0.00%	Minimum investment	UNT 0
Category	Equity	Planned administr. fee	0.00%	Savings plan	-
Sub category	Mixed Sectors	Deposit fees	0.00%	UCITS / OGAW	Yes
Fund domicile	Germany	Redemption charge	0.00%	Performance fee	0.00%
Tranch volume	(01/03/2024) EUR 1.46 mill.	Ongoing charges	-	Redeployment fee	0.00%
Total volume	(02/28/2023) EUR 1,386.62 mill.	Dividends		Investment company	
Launch date	11/16/2017				
KESt report funds	No				
Business year start	01.01.				
Sustainability type	-				
Fund manager	Giovanni Trombello & Andreas Hildebrand	04.03.2024	2.35 EUR	Allianz GI.Investors Bockenheimer Landstraße 42-44, 60323, Frankfurt am Main Germany https://www.allianzgi.com	
		06.03.2023	2.18 EUR		
		02.03.2020	0.06 EUR		
		04.03.2019	1.42 EUR		
		05.03.2018	0.62 EUR		

Performance	1M	6M	YTD	1Y	2Y	3Y	5Y	Since start
Performance	+3.30%	+19.46%	+8.72%	+14.83%	+27.65%	+13.07%	+63.61%	+64.76%
Performance p.a.	-	-	-	+14.79%	+12.96%	+4.18%	+10.34%	+7.98%
Sharpe ratio	2.99	3.13	1.60	0.74	0.44	0.02	0.30	0.21
Volatility	14.93%	12.57%	13.45%	14.97%	20.81%	21.43%	21.49%	19.87%
Worst month	-	-4.51%	-4.51%	-5.59%	-12.35%	-13.80%	-13.80%	-13.80%
Best month	-	11.87%	7.39%	11.87%	14.61%	14.61%	14.61%	14.61%
Maximum loss	-2.93%	-6.33%	-6.33%	-16.16%	-19.65%	-38.99%	-38.99%	-

Distribution permission

Austria, Germany

¹ Important note on update status: The displayed date refers exclusively to the calculation of the NAV.

² The Mountain-View Data Fund Rating calculates a comparative ranking for funds using yield, volatility and trend data. For more information visit [MVD Funds Rating](#)

³ Displays the Ethical-Dynamical Ratio calculated according to standard criteria. The maximum value is 100. For more information visit [EDA](#)

Allianz Wachstum Europa R EUR / DE000A2ATCB8 / A2ATCB / Allianz GI.Investors

Investment strategy

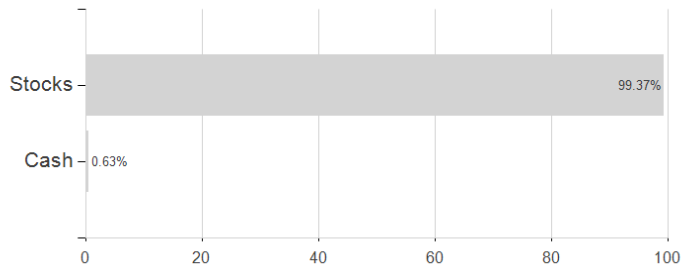
We invest at least 70% of the fund's assets, directly or using derivatives, in European (including Turkey and Russia) growth stocks, that is, shares and equivalent securities whose current price does not fully reflect their growth potential, in our view. We can also invest in other shares and equivalent securities.

Investment goal

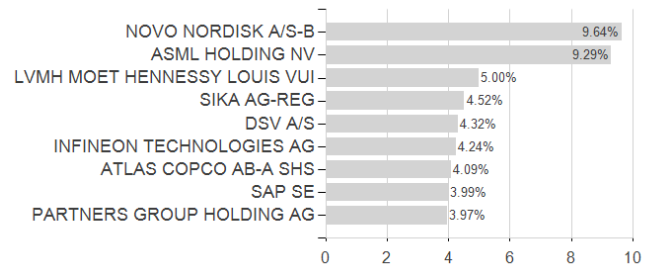
The Fund seeks to achieve capital growth over the long term. The Fund follows the Climate Engagement with outcome Strategy and therefore promotes environmental or social characteristics by including environmental and social factors in the investment decision and engages specifically with high emitters in order to promote climate consciousness. Minimum exclusion criteria for direct investments are applied.

Assessment Structure

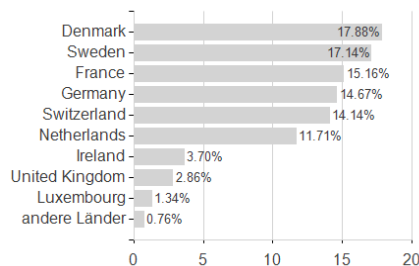
Assets



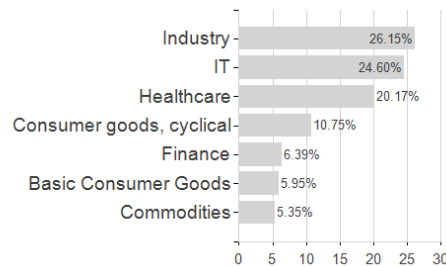
Largest positions



Countries



Branches



Currencies

