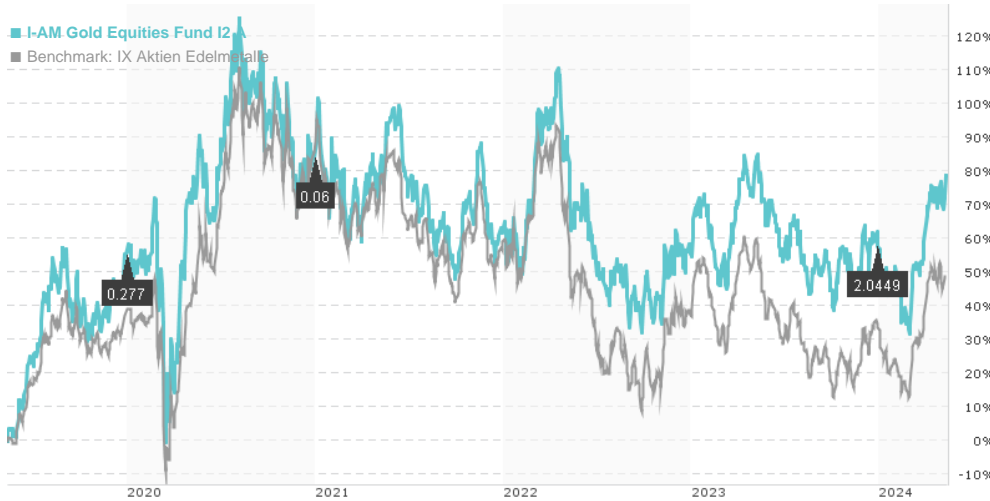


## I-AM Gold Equities Fund I2 A / AT0000A1Z8K6 / 0A1Z8K / LLB Invest KAG

Last 05/10/2024 <sup>1</sup>	Region	Branch	Type of yield	Type
129.75 EUR	Worldwide	Sector Precious Metals	paying dividend	Equity Fund



### Risk key figures

SRI 1 2 3 4 5 6 7

Mountain-View Funds Rating<sup>2</sup> EDA<sup>3</sup>

78

### Yearly Performance

2023	+1.33%
2022	-3.79%
2021	-12.07%
2020	+18.53%
2019	+52.24%

Master data		Conditions		Other figures	
Fund type	Single fund	Issue surcharge	5.00%	Minimum investment	EUR 1,000,000.00
Category	Equity	Planned administr. fee	0.00%	Savings plan	-
Sub category	Sector Precious Metals	Deposit fees	0.00%	UCITS / OGAW	Yes
Fund domicile	Austria	Redemption charge	0.00%	Performance fee	0.00%
Tranch volume	(05/10/2024) EUR 8.64 mill.	Ongoing charges	-	Redeployment fee	0.00%
Total volume	(05/10/2024) EUR 11.99 mill.	Dividends		Investment company	
Launch date	1/2/2018	29.12.2023	2.04 EUR	LLB Invest KAG	
KESr report funds	Yes	30.12.2020	0.06 EUR	Heßgasse 1, 1010, Wien	
Business year start	01.09.	30.12.2019	0.28 EUR	Austria	
Sustainability type	-	https://www.llb.at			
Fund manager	Impact Asset Management GmbH				

Performance	1M	6M	YTD	1Y	2Y	3Y	5Y	Since start
Performance	+2.96%	+20.71%	+13.43%	-3.34%	+4.18%	-3.16%	+77.02%	+62.39%
Performance p.a.	-	-	-	-3.34%	+2.07%	-1.06%	+12.09%	+7.93%
Sharpe ratio	1.44	1.60	1.45	-0.28	-0.06	-0.17	0.23	0.12
Volatility	26.95%	26.54%	26.91%	25.76%	29.04%	29.22%	36.34%	33.71%
Worst month	-	-10.76%	-10.76%	-10.76%	-11.41%	-13.07%	-23.97%	-23.97%
Best month	-	20.56%	20.56%	20.56%	20.56%	20.56%	49.95%	49.95%
Maximum loss	-4.71%	-19.58%	-16.06%	-28.73%	-28.73%	-37.42%	-42.29%	-

### Distribution permission

Austria, Germany

<sup>1</sup> Important note on update status: The displayed date refers exclusively to the calculation of the NAV.

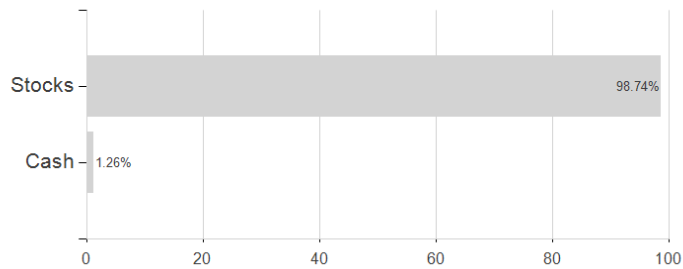
<sup>2</sup> The Mountain-View Data Fund Rating calculates a comparative ranking for funds using yield, volatility and trend data. For more information visit [MVD Funds Rating](#)

<sup>3</sup> Displays the Ethical-Dynamical Ratio calculated according to standard criteria. The maximum value is 100. For more information visit [EDA](#)

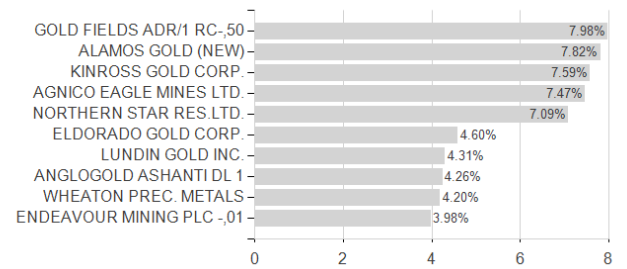
## I-AM Gold Equities Fund I2 A / AT0000A1Z8K6 / 0A1Z8K / LLB Invest KAG

### Assessment Structure

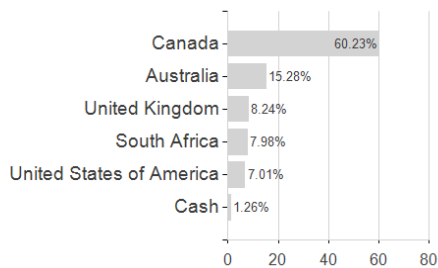
#### Assets



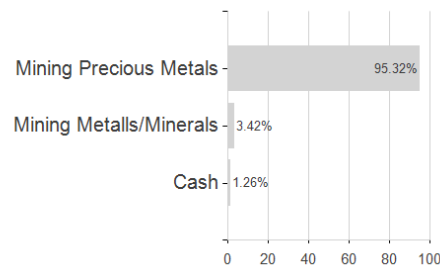
#### Largest positions



#### Countries



#### Branches



#### Currencies

