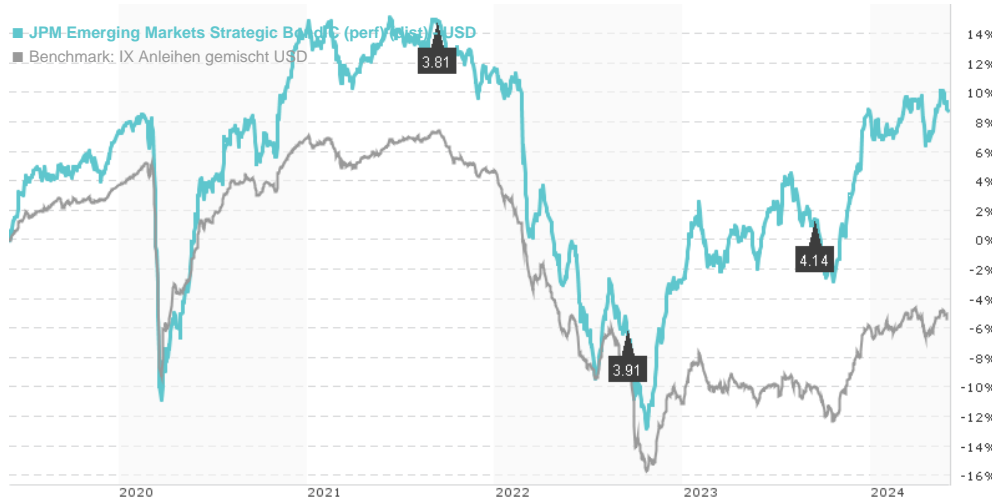


JPM Emerging Markets Strategic Bond C (perf) (dist) - USD / LU1061846231 / A112LR / JPMorgan AM (EU)

Last 05/30/2024 ¹	Region	Branch	Type of yield	Type
76.86 USD	Emerging Markets	Bonds: Mixed	paying dividend	Fixed-Income Fund



Risk key figures

SRI 1 2 3 4 5 6 7

Mountain-View Funds Rating²EDA³ 76

Yearly Performance

2023	+11.84%
2022	-12.83%
2021	-2.37%
2020	+6.52%
2019	+13.50%

Master data		Conditions		Other figures	
Fund type	Single fund	Issue surcharge	0.00%	Minimum investment	USD 10,000,000.00
Category	Bonds	Planned administr. fee	0.00%	Savings plan	-
Sub category	Bonds: Mixed	Deposit fees	0.00%	UCITS / OGAW	Yes
Fund domicile	Luxembourg	Redemption charge	0.00%	Performance fee	10.00%
Tranch volume	(05/30/2024) USD 7.99 mill.	Ongoing charges	-	Redeployment fee	0.00%
Total volume	(05/30/2024) USD 585.63 mill.	Dividends		Investment company	
Launch date	5/16/2014	13.09.2023	4.14 USD	JPMorgan AM (EU) PO Box 275, 2012, Luxembourg Luxembourg https://www.jpmorganassetmanagement.de	
KESr report funds	Yes	14.09.2022	3.91 USD		
Business year start	01.07.	09.09.2021	3.81 USD		
Sustainability type	-	10.09.2020	3.93 USD		
Fund manager	Pierre-Yves Bareau, Joanne Baxter	05.09.2019	4.18 USD		

Performance	1M	6M	YTD	1Y	2Y	3Y	5Y	Since start
Performance	+1.39%	+4.53%	-0.04%	+9.76%	+8.94%	-4.44%	+9.01%	+5.77%
Performance p.a.	-	-	-	+9.73%	+4.37%	-1.50%	+1.74%	+0.89%
Sharpe ratio	3.12	0.98	-0.75	1.02	0.09	-0.80	-0.29	-0.45
Volatility	4.62%	5.65%	5.17%	5.83%	6.71%	6.59%	6.97%	6.51%
Worst month	-	-2.02%	-2.02%	-2.66%	-6.13%	-6.13%	-12.71%	-12.71%
Best month	-	5.42%	4.57%	5.42%	7.58%	7.58%	7.58%	7.58%
Maximum loss	-1.30%	-3.07%	-3.07%	-7.02%	-12.67%	-24.23%	-24.23%	-

Distribution permission

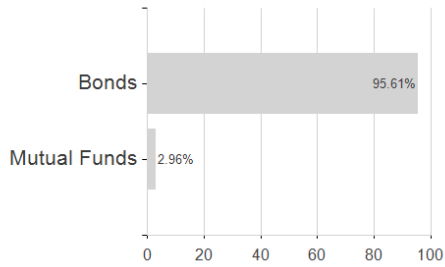
Austria, Germany, Switzerland, Luxembourg

¹ Important note on update status: The displayed date refers exclusively to the calculation of the NAV.² The Mountain-View Data Fund Rating calculates a comparative ranking for funds using yield, volatility and trend data. For more information visit [MVD Funds Rating](#)³ Displays the Ethical-Dynamical Ratio calculated according to standard criteria. The maximum value is 100. For more information visit [EDA](#)

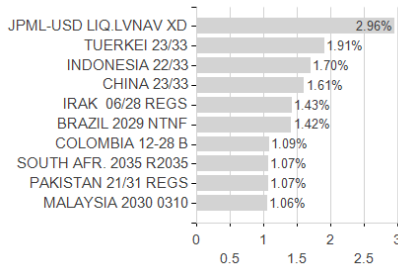
JPM Emerging Markets Strategic Bond C (perf) (dist) - USD / LU1061846231 / A112LR / JPMorgan AM (EU)

Assessment Structure

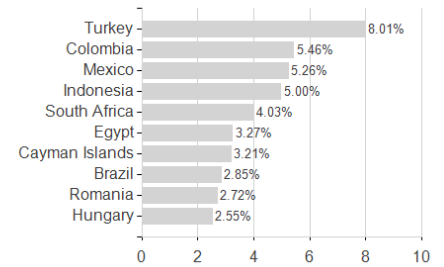
Assets



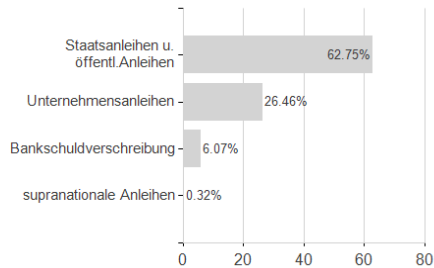
Largest positions



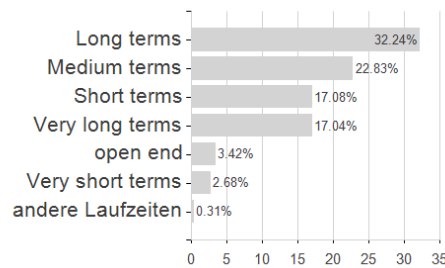
Countries



Issuer



Duration



Currencies

