

**Algebris Financial Equity Fd.B EUR / IE00BTLJYM89 / A2DVGQ / Algebris (UK)**

Last 01/16/2020 <sup>1</sup> <b>118.43 EUR</b>	Region Worldwide	Branch AI Hedgefonds Single Strategy	Type of yield reinvestment	Type Alternative Investm.
---	---------------------	---	-------------------------------	------------------------------



**Risk key figures**

SRRI	1	2	3	4	5	<b>6</b>	7
FER fund risk							5.00
Mountain-View Funds Rating							EDA <sup>2</sup>
-							-

**Yearly Performance**

2019	+25.01%
2018	-27.54%
2017	+21.76%
2016	+11.93%

Master data		Conditions		Other figures	
Fund type	Single fund	Issue surcharge	0.00%	Minimum investment	500,000.00
Category	Alternative Investments	Planned administr. fee	0.00%	Savings plan	-
Sub category	AI Hedgefonds Single Strategy	Deposit fees	0.00%	UCITS / OGAW	Yes
Fund domicile	Ireland	Redemption charge	0.00%	Performance fee	10.00%
Tranch volume	-	Ongoing charges (12/31/2018)	1.33%	Redeployment fee	0.00%
Total volume	-	<b>Dividends</b>		<b>Investment company</b>	
Launch date	5/15/2015	Algebris (UK)			
KEST report funds	Yes	1 St James's Market, SW1Y4AH, London			
Business year start	01.01.	United Kingdom			
Sustainability type	-	https://www.algebris.com			
Fund manager	Algebris (UK) Limited				

Performance	1M	6M	YTD	1Y	2Y	3Y	5Y	Since start
Performance	-1.32%	+7.72%	-1.10%	+12.29%	-16.19%	+6.82%	-	+18.43%
Performance p.a.	-	-	-	+12.29%	-8.45%	+2.22%	-	+3.68%
Sharpe ratio	-1.76	1.09	-2.26	0.81	-0.47	0.16	-	0.20
Volatility	8.31%	15.04%	10.31%	15.56%	17.09%	16.87%	0.00%	20.39%
Worst month	-	-4.29%	-1.10%	-7.82%	-12.70%	-12.70%	-14.32%	-14.32%
Best month	-	6.71%	3.78%	9.73%	9.73%	10.31%	11.05%	11.05%
Maximum loss	-2.80%	-11.37%	-2.80%	-14.47%	-34.61%	-34.61%	0.00%	-
Outperformance	-	-	-1.38%	+7.65%	-14.04%	+3.76%	-	-

**Distribution permission**

Austria, Germany, Switzerland, Netherlands, France, Ireland, Italy, Norway, Spain, Luxembourg, Sweden, Finland

<sup>1</sup> Important note on update status: The displayed date refers exclusively to the calculation of the NAV.  
<sup>2</sup> Displays the Ethical-Dynamical Ratio calculated according to standard criteria. The maximum value is 100. For more information visit <http://www.mountain-view.com/FER-Fonds-Rating.pdf>

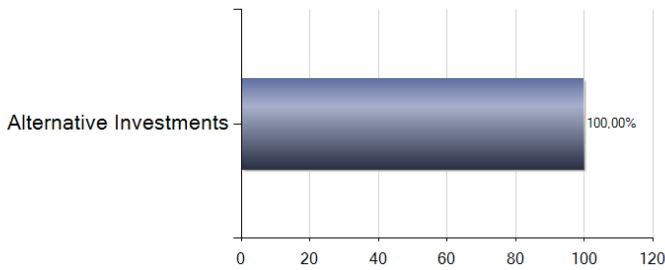
Algebris Financial Equity Fd.B EUR / IE00BTLJYM89 / A2DVGQ / Algebris (UK)

Investment goal

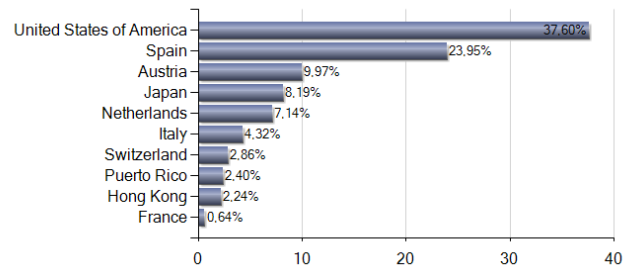
The Algebris Financial Equity Fund aims to generate attractive absolute returns on a multi-year view, by investing primarily in financial stocks with a global remit. It has the ability to be both long and short, employ prudent leverage and use options when appropriate. The Fund invests in transferable securities and financial derivative instruments of companies in - or related to - the global financial sector. It aims to identify existing mispricing opportunities through a systemic analysis of a company's intrinsic value. The inherent complexity of financial stocks provides fertile ground for our team of specialist financial analysts.

Assessment Structure

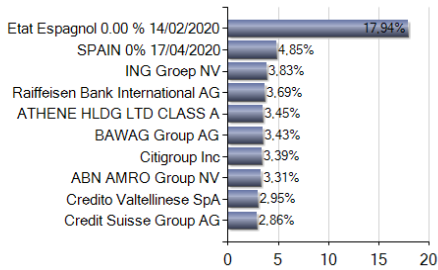
Assets



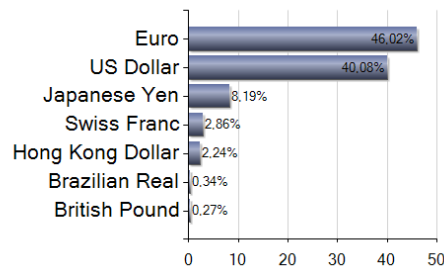
Countries



Largest positions



Currencies



Branches

