

### 3V Invest Swiss Small&Mid C.B / LU1702504785 / A2H5PN / VP Fund Sol. (LU)

Last 05/13/2024 <sup>1</sup>	Country	Branch	Type of yield	Type
116.16 CHF	Switzerland	Mixed Sectors	paying dividend	Equity Fund

■ 3V Invest Swiss Small&Mid C.B  
■ Benchmark: IX Aktien Schweiz



#### Risk key figures

SRI 1 2 3 4 5 6 7

Mountain-View Funds Rating<sup>2</sup> EDA<sup>3</sup>

▲ ▲ ▲ ▲ ▲ ▲

#### Yearly Performance

2023	+11.88%
2022	-29.04%
2021	+22.74%
2020	+15.81%
2019	+31.34%

Master data		Conditions		Other figures	
Fund type	Single fund	Issue surcharge	0.00%	Minimum investment	CHF 5,000,000.00
Category	Equity	Planned administr. fee	0.00%	Savings plan	-
Sub category	Mixed Sectors	Deposit fees	0.08%	UCITS / OGAW	Yes
Fund domicile	Luxembourg	Redemption charge	0.00%	Performance fee	0.00%
Tranch volume	(05/13/2024) CHF 83.65 mill.	Ongoing charges	-	Redeployment fee	0.00%
Total volume	-	Dividends		Investment company	
Launch date	12/1/2017	VP Fund Sol. (LU)			
KESr report funds	Yes	2, rue Edward Steichen, 2540, Luxembourg			
Business year start	01.01.	Luxembourg			
Sustainability type	-	vpfundsolutions.vpbank.com			
Fund manager	3V Asset Management AG				

Performance	1M	6M	YTD	1Y	2Y	3Y	5Y	Since start
Performance	+1.33%	+14.64%	+6.23%	+3.49%	+7.03%	-4.08%	+36.72%	+10.19%
Performance p.a.	-	-	-	+3.50%	+3.45%	-1.38%	+6.45%	+1.54%
Sharpe ratio	1.24	2.14	1.24	-0.02	-0.02	-0.29	0.14	-0.12
Volatility	12.10%	13.01%	11.61%	13.85%	17.56%	18.05%	18.93%	18.70%
Worst month	-	-2.78%	-2.78%	-4.96%	-9.66%	-9.66%	-9.71%	-9.71%
Best month	-	7.57%	4.59%	7.57%	8.65%	8.65%	9.72%	9.94%
Maximum loss	-2.51%	-4.39%	-4.22%	-16.24%	-21.00%	-39.03%	-39.03%	-

#### Distribution permission

Austria, Germany

<sup>1</sup> Important note on update status: The displayed date refers exclusively to the calculation of the NAV.

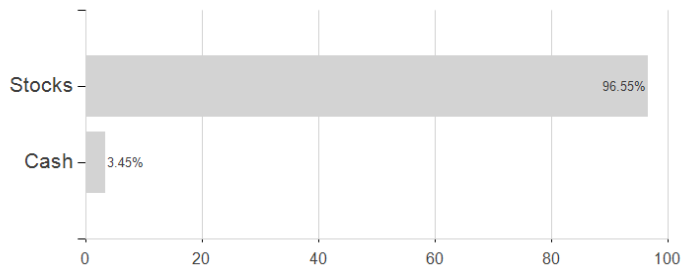
<sup>2</sup> The Mountain-View Data Fund Rating calculates a comparative ranking for funds using yield, volatility and trend data. For more information visit [MVD Funds Rating](#)

<sup>3</sup> Displays the Ethical-Dynamical Ratio calculated according to standard criteria. The maximum value is 100. For more information visit [EDA](#)

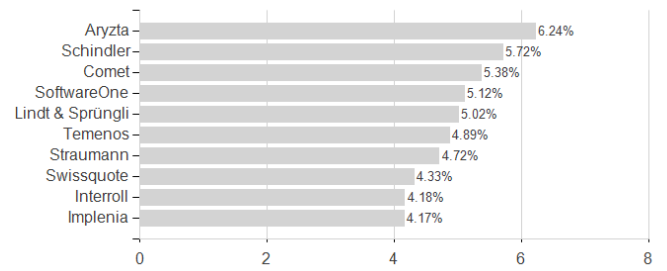
## 3V Invest Swiss Small&Mid C.B / LU1702504785 / A2H5PN / VP Fund Sol. (LU)

### Assessment Structure

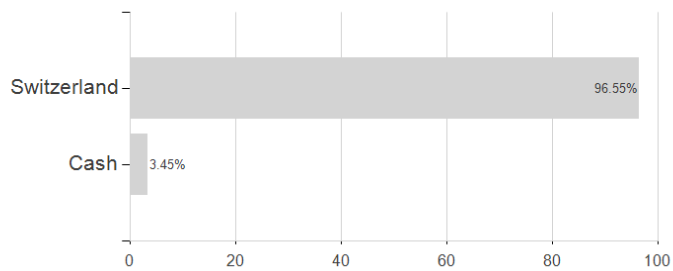
#### Assets



#### Largest positions



#### Countries



#### Branches

