

LOYS FCP - LOYS GLOBAL L/S ITN / LU1487934256 / A2ARET / Hauck & Aufhäuser

Last 03/12/2024 ¹	Region	Branch	Type of yield	Type
443.61 EUR	Worldwide	AI Hedgefonds Single Strategy	reinvestment	Alternative Investm.

LOYS FCP - LOYS GLOBAL L/S ITN
■ Benchmark: IX AI opportunistic/directional



Risk key figures

SRI 1 2 3 4 5 6 7

Mountain-View Funds Rating² EDA³

- -

Yearly Performance

2023	+1.08%
2022	-12.94%
2021	+7.75%
2020	+2.56%
2019	+0.53%

Master data		Conditions		Other figures	
Fund type	Single fund	Issue surcharge	0.00%	Minimum investment	EUR 500,000.00
Category	Alternative Investments	Planned administr. fee	0.00%	Savings plan	-
Sub category	AI Hedgefonds Single Strategy	Deposit fees	0.04%	UCITS / OGAW	Yes
Fund domicile	Luxembourg	Redemption charge	0.00%	Performance fee	0.00%
Tranch volume	(03/12/2024) EUR 1.46 mill.	Ongoing charges	-	Redeployment fee	0.00%
Total volume	(05/21/2024) EUR 33.80 mill.	Dividends		Investment company	
Launch date	12/22/2016	Hauck & Aufhäuser			
KESt report funds	Yes	1c, rue Gabriel Lippmann, 5365, Munsbach			
Business year start	01.01.	Luxembourg			
Sustainability type	-	https://www.hauck-aufhaeuser.com			
Fund manager	Ufuk Boydak				

Performance	1M	6M	YTD	1Y	2Y	3Y	5Y	Since start
Performance	-6.83%	-11.01%	-11.32%	-13.50%	-18.38%	-21.10%	-15.92%	-11.56%
Performance p.a.	-	-	-	-13.50%	-9.67%	-7.59%	-3.41%	-1.69%
Sharpe ratio	-5.33	-2.54	-5.20	-2.07	-1.49	-1.41	-0.99	-0.86
Volatility	11.79%	9.79%	9.71%	8.44%	9.11%	8.16%	7.43%	6.56%
Worst month	-	-6.94%	-6.94%	-6.94%	-6.94%	-6.94%	-9.66%	-9.66%
Best month	-	5.86%	5.86%	5.86%	5.86%	5.86%	10.80%	10.80%
Maximum loss	-7.45%	-12.27%	-11.51%	-16.05%	-21.91%	-25.36%	-25.36%	-

Distribution permission

Austria, Germany, Switzerland

¹ Important note on update status: The displayed date refers exclusively to the calculation of the NAV.

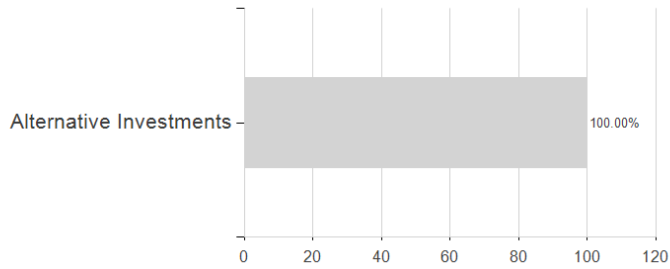
² The Mountain-View Data Fund Rating calculates a comparative ranking for funds using yield, volatility and trend data. For more information visit [MVD Funds Rating](#)

³ Displays the Ethical-Dynamical Ratio calculated according to standard criteria. The maximum value is 100. For more information visit [EDA](#)

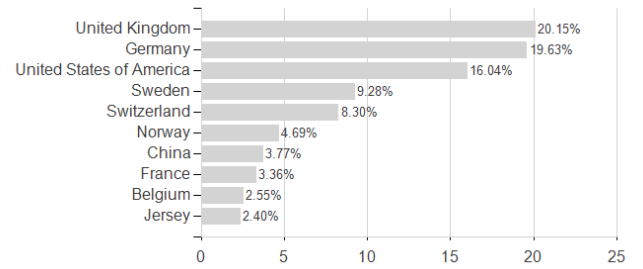
LOYS FCP - LOYS GLOBAL L/S ITN / LU1487934256 / A2ARET / Hauck & Aufhäuser

Assessment Structure

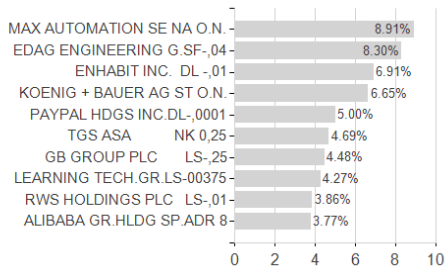
Assets



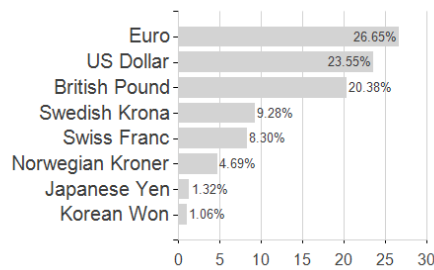
Countries



Largest positions



Currencies



Branches

