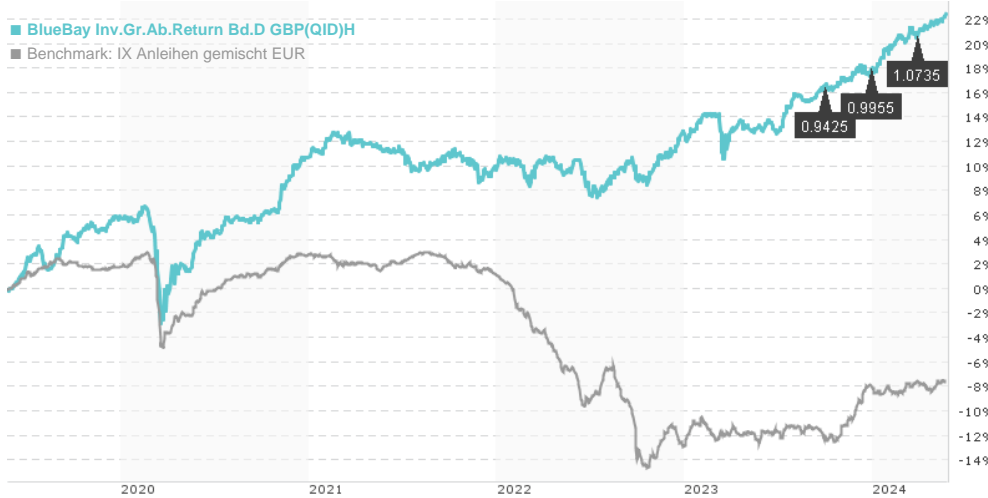


## BlueBay Inv.Gr.Ab.Return Bd.D GBP(QID)H / LU0627763310 / A12E2G / RBC BlueBay AM

Last 05/23/2024 <sup>1</sup>	Region	Branch	Type of yield	Type
110.79 GBP	Worldwide	Bonds: Mixed	paying dividend	Fixed-Income Fund

■ BlueBay Inv.Gr.Ab.Return Bd.D GBP(QID)H  
■ Benchmark: IX Anleihen gemischt EUR



## Risk key figures

SRI 1 2 3 4 5 6 7

Mountain-View Funds Rating<sup>2</sup>EDA<sup>3</sup> 76

## Yearly Performance

2023	+4.46%
2022	+2.86%
2021	-0.88%
2020	+4.51%
2019	+5.45%

Master data		Conditions		Other figures	
Fund type	Single fund	Issue surcharge	5.00%	Minimum investment	GBP 50,000.00
Category	Bonds	Planned administr. fee	0.00%	Savings plan	-
Sub category	Bonds: Mixed	Deposit fees	0.00%	UCITS / OGAW	Yes
Fund domicile	Luxembourg	Redemption charge	0.00%	Performance fee	0.00%
Tranch volume	-	Ongoing charges	-	Redeployment fee	0.00%
Total volume	(05/23/2024) EUR 872.65 mill.	Dividends		Investment company	
Launch date	6/21/2011	28.03.2024	1.07 GBP	RBC BlueBay AM 4, Boulevard Royal, L-2449, Luxembourg Luxembourg <a href="https://www.bluebay.com">https://www.bluebay.com</a>	
KESr report funds	No	29.12.2023	1.00 GBP		
Business year start	01.07.	29.09.2023	0.94 GBP		
Sustainability type	-	30.06.2023	0.78 GBP		
Fund manager	Andrzej Skiba, Mark Dowding, Vinit Patel	31.03.2023	0.83 GBP		

Performance	1M	6M	YTD	1Y	2Y	3Y	5Y	Since start
Performance	+0.71%	+4.27%	+3.78%	+8.12%	+11.47%	+9.99%	+22.47%	+17.04%
Performance p.a.	-	-	-	+8.10%	+5.57%	+3.23%	+4.13%	+2.64%
Sharpe ratio	3.06	2.06	2.79	1.97	0.54	-0.18	0.08	-0.33
Volatility	1.69%	2.42%	2.22%	2.19%	3.24%	3.22%	3.79%	3.60%
Worst month	-	0.02%	0.02%	-0.28%	-2.40%	-2.40%	-4.64%	-4.64%
Best month	-	1.38%	1.38%	2.46%	2.46%	2.46%	2.83%	2.83%
Maximum loss	-0.24%	-0.74%	-0.70%	-0.94%	-3.26%	-3.66%	-8.94%	-

## Distribution permission

Austria, Germany, Switzerland, Luxembourg

<sup>1</sup> Important note on update status: The displayed date refers exclusively to the calculation of the NAV.

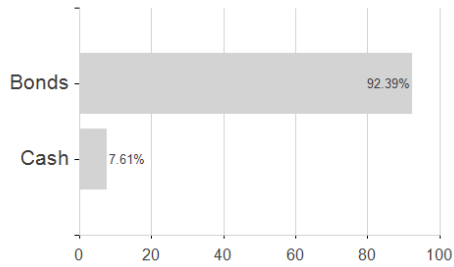
<sup>2</sup> The Mountain-View Data Fund Rating calculates a comparative ranking for funds using yield, volatility and trend data. For more information visit [MVD Funds Rating](#)

<sup>3</sup> Displays the Ethical-Dynamical Ratio calculated according to standard criteria. The maximum value is 100. For more information visit [EDA](#)

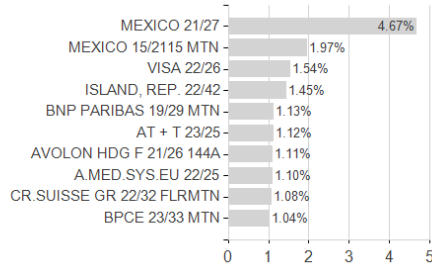
## BlueBay Inv.Gr.Ab.Return Bd.D GBP(QID)H / LU0627763310 / A12E2G / RBC BlueBay AM

### Assessment Structure

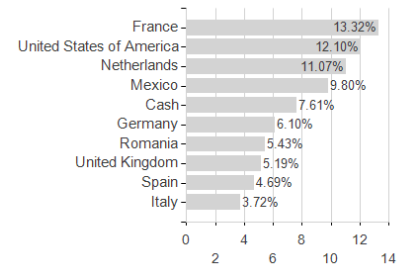
#### Assets



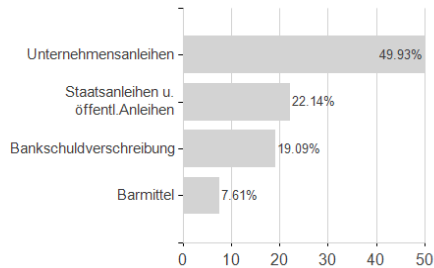
#### Largest positions



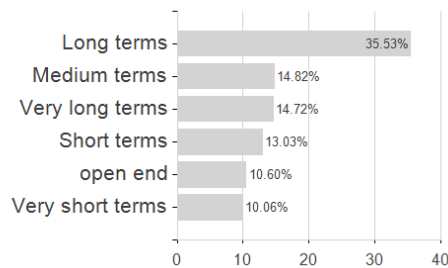
#### Countries



#### Issuer



#### Duration



#### Currencies

